


COUNTY OF RIVERSIDE
 AUDITORS REPORT TO CORONA/NORCO SCHOOLS
 REGARDING JOURNAL VOUCHER TRANSFER
 FROM TAX APPORTIONMENT

01/28/2014

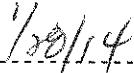
THE COUNTY OF RIVERSIDE, OFFICE OF THE AUDITOR-CONTROLLER, HAS APPROVED THE FOLLOWING
 GENERAL LEDGER TRANSFERS TO SCHOOL ACCOUNTS, DUE TO TAX APPORTIONMENT:

| REVENUE DISTRICT | DISTRICT NAME | | AMOUNT |
|---------------------|---------------------------|---|----------|
| 68-3174 | CORONA-NORCO USD CFD 94-1 | ¢ | 1,138.33 |
| 68-3175 | CORONA-NORCO CFD 95-1 | ¢ | 45.45 |
| 68-3176 | CORONA-NORCO CFD 96-1 | ¢ | 1,171.80 |
| 68-3178 | CORONA-NORCO USD CFD 98-1 | ¢ | 9,203.46 |

BY,



 AUTHORIZED SIGNATURE




 DATE

FOR: FY 2013-14 SECURED PRIOR YEAR PE

TRANSFER NUMBER: SPA01282014

SCHOOLS TRANSFER TOTAL: ¢ 11,559.04



AGENCY REPORT WHERE REMITTANCE ADVICE = N . FOR APPORTIONMENT: FY 2013-14 SECURED PRIOR YEAR PE

01/28/2014

TO: 0000000006 - COUNTY OF RIVERSIDE . THIS REPORT IS FOR THE AUDITOR. IT LISTS THE AGENCIES THAT DID NOT RECEIVE
 WARRANTS FOR: THE PAYMENT OF TAXES AS STATED BELOW, FOR: FY 2013-14 SECURED PRIOR YEAR PE

| ACCOUNT NAME | ACCOUNT NUMBER | GENERAL PURPOSE | DEBT SERVICE | PENALTY/ REDEVELOPMENT | APPORTIONMENT ADJUSTMENTS | QRTR PERCENT CHARGE | NET APPORTION |
|---|----------------|-----------------|--------------|------------------------|---------------------------|---------------------|---------------|
| CORONA-NORCO CFD 95-1 | 68-3175 | 0.00 | 45.45 | 0.00 | 0.00 | 0.00 | 45.45 |
| ***** GRAND TOTALS | | 0.00 | 45.45 | 0.00 | 0.00 | 0.00 | 45.45 |
| *** TOTAL DISTRIBUTION FOR AGENCY: 0000000006 - COUNTY OF RIVERSIDE | | | | | | | 45.45 |

AGENCY REPORT WHERE REMITTANCE ADVICE = N . FOR APPORTIONMENT: FY 2013-14 SECURED PRIOR YEAR PE

01/28/2014

TO: 0000000019 - COUNTY OF RIVERSIDE . THIS REPORT IS FOR THE AUDITOR. IT LISTS THE AGENCIES THAT DID NOT RECEIVE
 WARRANTS FOR: THE PAYMENT OF TAXES AS STATED BELOW, FOR: FY 2013-14 SECURED PRIOR YEAR PE .

| ACCOUNT NAME | ACCOUNT NUMBER | GENERAL PURPOSE | DEBT SERVICE | PENALTY/ REDEVELOPMENT | APPORTIONMENT ADJUSTMENTS | QRTR PERCENT CHARGE | NET APPORTION |
|---|----------------|-----------------|--------------|------------------------|---------------------------|---------------------|---------------|
| CORONA-NORCO USD CFD 94-1 | 68-3174 | 0.00 | 1138.33 | 0.00 | 0.00 | 0.00 | 1138.33 |
| ***** GRAND TOTALS | | 0.00 | 1138.33 | 0.00 | 0.00 | 0.00 | 1138.33 |
| *** TOTAL DISTRIBUTION FOR AGENCY: 0000000019 - COUNTY OF RIVERSIDE | | | | | | | 1,138.33 |

AGENCY REPORT WHERE REMITTANCE ADVICE = N . FOR APPORTIONMENT: FY 2013-14 SECURED PRIOR YEAR PE

01/28/2014

TO: 0000000036 - COUNTY OF RIVERSIDE . THIS REPORT IS FOR THE AUDITOR. IT LISTS THE AGENCIES THAT DID NOT RECEIVE
 WARRANTS FOR: THE PAYMENT OF TAXES AS STATED BELOW, FOR: FY 2013-14 SECURED PRIOR YEAR PE

| ACCOUNT NAME | ACCOUNT NUMBER | GENERAL PURPOSE | DEBT SERVICE | PENALTY/ REDEVELOPMENT | APPORTIONMENT ADJUSTMENTS | QTR PERCENT CHARGE | NET APPORTION |
|---|----------------|-----------------|--------------|------------------------|---------------------------|--------------------|---------------|
| CORONA-NORCO CFD 96-1 | 68-3176 | 0.00 | 1171.80 | 0.00 | 0.00 | 0.00 | 1171.80 |
| ***** GRAND TOTALS | | 0.00 | 1171.80 | 0.00 | 0.00 | 0.00 | 1171.80 |
| *** TOTAL DISTRIBUTION FOR AGENCY: 0000000036 - COUNTY OF RIVERSIDE | | | | | | | 1,171.80 |

AGENCY REPORT WHERE REMITTANCE ADVICE = N . FOR APPORTIONMENT: FY 2013-14 SECURED PRIOR YEAR PE

01/28/2014

TO: 0000000042 - COUNTY OF RIVERSIDE , THIS REPORT IS FOR THE AUDITOR. IT LISTS THE AGENCIES THAT DID NOT RECEIVE
 WARRANTS FOR: THE PAYMENT OF TAXES AS STATED BELOW, FOR: FY 2013-14 SECURED PRIOR YEAR PE

| ACCOUNT NAME | ACCOUNT NUMBER | GENERAL PURPOSE | DEBT SERVICE | PENALTY/ REDEVELOPMENT | APPORTIONMENT ADJUSTMENTS | QTR PERCENT CHARGE | NET APPORTION |
|---|----------------|-----------------|--------------|------------------------|---------------------------|--------------------|---------------|
| CORONA-NORCO USD CFD 98-1 | 68-3178 | 0.00 | 9203.46 | 0.00 | 0.00 | 0.00 | 9203.46 |
| ***** GRAND TOTALS | | 0.00 | 9203.46 | 0.00 | 0.00 | 0.00 | 9203.46 |
| *** TOTAL DISTRIBUTION FOR AGENCY: 0000000042 - COUNTY OF RIVERSIDE | | | | | | | 9,203.46 |

| DISTRICT NUMBER | DISTRICT NAME | TEETER(?) | GEN PURPOSE DISTRIBUTION | DEBT SERVICE DISTRIBUTION | 5 % T.L.R.F. | APPORTIONMENT ADJUSTMENTS | 1/4 OF 1 PCNT ADJ | TOTAL APPORTIONED |
|------------------------------|----------------------------------|-----------|--------------------------|---------------------------|--------------|---------------------------|-------------------|-------------------|
| 02-3400 | CITY OF EASTVALE | Y | 8,956.45 | | | | | 8,956.45 |
| 02-3410 | CITY OF EASTVALE FIRE PROTECTION | Y | 19,711.27 | | | | | 19,711.27 |
| 02-3500 | CITY OF JURUPA VALLEY | | 22,430.52 | | | | | 22,430.52 |
| 02-3510 | CITY OF JURUPA VALLY FIRE | | | | | | | |
| FUND CODE 02 TOTALS - TEETER | | | 498,401.95 | 3,481.13 | | | | 501,883.08 |
| 02 TOTALS - NON-TEETER | | | 226,737.02 | | | | | 226,737.02 |
| 03-0002 | COLTON JOINT STATE REPAYMENT | Y | | | | | | |
| 03-0003 | COLTON JOINT SCHOOL B AND I | Y | | | | | | |
| 03-0004 | YUCAIPA UNIFIED SCHOOL | Y | 8,111.61 | | | | | 8,111.61 |
| 03-0005 | YUCAIPA UNIFIED STATE REPAYMENT | Y | | | | | | |
| 03-0008 | REDLANDS HIGH SCHOOL B AND I | Y | | | | | | |
| 03-0009 | SAN BERNARDINO VAL COM COLLEGE | Y | 1,483.61 | 1,054.73 | | | | 2,538.34 |
| 03-0012 | COLTON JT UN HIGH SCHOOL B AND I | Y | | | | | | |
| 03-0013 | COUNTY SCHOOL BLDG AID-COLTON | Y | | | | | | |
| 03-0014 | YUCAIPA UNIFIED B AND I | Y | | | | | | |
| 03-0015 | PHYSICAL HANDICAPPED PROG-YUCAIP | Y | | | | | | |
| 03-0016 | PHYSICAL HANDICAPPED PROG-COLTON | Y | | | | | | |
| 03-0017 | TRAIN MENTAL RETARDED-YUCAIPA | Y | | | | | | |
| 03-0018 | COLTON JOINT UNIFIED SCHOOL | Y | 1,584.60 | 1,498.94 | | | | 3,083.54 |
| 03-0019 | COUNTY SCHOOL BLDG AID-YUCAIPA | Y | | | | | | |
| 03-0020 | CHILDREN CENTER-COLTON | Y | | | | | | |
| 03-0021 | COLTON JOINT UNIF SCHOOL B & I | Y | | | | | | |
| 03-0022 | CHAFFEY COMMUNITY COLLEGE | Y | | | | | | |
| 03-0023 | CHAFFEY COM COLLEGE B & I | Y | | | | | | |
| 03-0024 | CHAFFEY COM COL CHILDRENS CENTER | Y | | | | | | |
| 03-0501 | ALVORD UNIFIED SCHOOL | Y | 97,330.52 | 38,654.54 | | | | 135,985.06 |
| 03-0524 | ALVORD UN POR RIV CITY HI B & I | Y | | | | | | |
| 03-0527 | ALVORD UNIFIED SCHOOL B AND I A | Y | | | | | | |
| 03-0528 | ALVORD UNIFIED SCHOOL B AND I B | Y | | | | | | |
| 03-0529 | ALVORD UNIFIED SCHOOL B AND I C | Y | | | | | | |
| 03-0801 | BANNING UNIFIED SCHOOL | Y | 34,148.43 | 9,043.49 | | | | 43,191.92 |
| 03-0820 | BANNING SCHOOL B AND I | Y | | | | | | |
| 03-0822 | BANNING UN HIGH SCHOOL B AND I | Y | | | | | | |
| 03-0824 | BANNING UNIFIED B AND I | Y | | | | | | |
| 03-1101 | BEAUMONT UNIFIED SCHOOL | Y | 59,307.31 | 6,587.86 | | | | 65,895.17 |
| 03-1125 | BEAUMONT UNIFIED SCH B AND I A | Y | | | | | | |
| 03-1126 | BEAUMONT UNIFIED SCH B AND I B | Y | | | | | | |
| 03-1132 | BEAUMONT - YUCAIPA COMP UNIF | Y | | | | | | |
| 03-1601 | COACHELLA VALLEY UNIFIED SCHOOL | Y | 82,989.69 | 198,945.70 | | | | 281,935.39 |
| 03-1620 | COACHELLA UNIFIED SCH B AND I A | Y | | | | | | |
| 03-1621 | COACHELLA UNIFIED SCH B AND I B | Y | | | | | | |
| 03-1622 | COACHELLA UNIF CHILD CENTER | Y | | | | | | |
| 03-1623 | COACHELLA VAL JT BLO HIGH | Y | | | | | | |
| 03-1634 | CV-MECCA COMP UNIF | Y | | | | | | |
| 03-1635 | CV-OASIS COMP UNIF | Y | | | | | | |
| 03-1636 | CV-OASIS/MECCA COMP UNIF | Y | | | | | | |
| 03-1637 | CV-THERMAL U COMP UNIF | Y | | | | | | |
| 03-1638 | CV-THERMAL/MECCA COMP UNIF | Y | | | | | | |
| 03-1701 | CORONA NORCO UNIFIED SCHOOL | Y | 434,889.28 | 35,285.24 | | | | 470,174.52 |
| 03-1727 | CORONA UNIFIED SCHOOL B AND I A | Y | | | | | | |
| 03-1728 | CORONA UNIFIED SCHOOL B AND I B | Y | | | | | | |
| 03-1740 | CORONA/NORCO-ALVORD ANX UNIF | Y | | | | | | |

| DISTRICT NUMBER | DISTRICT NAME | TEETER(?) | GEN PURPOSE DISTRIBUTION | DEBT SERVICE DISTRIBUTION | 5 % T.L.R.F. | APPORTIONMENT ADJUSTMENTS | 1/4 OF 1 PCNT ADJ | TOTAL APPORTIONED |
|-----------------|----------------------------------|-----------|--------------------------|---------------------------|--------------|---------------------------|-------------------|-------------------|
| 03-1742 | CORONA/NOR EASTVALE UNIF | Y | | | | | | |
| 03-1743 | CORONA/NOR PRADO UNIF | Y | | | | | | |
| 03-2001 | DESERT SANDS UNIFIED SCHOOL | Y | 260,341.87 | 94,715.38 | | | | 355,057.25 |
| 03-2020 | DESERT SANDS UNIFIED SCH B & I | Y | | | | | | |
| 03-2030 | DESERT SANDS CHILDRENS CENTER | Y | | | | | | |
| 03-2201 | DESERT CENTER UNIFIED | Y | 2,507.26 | | | | | 2,507.26 |
| 03-2220 | DESERT CENTER UNIF SCH B AND I | Y | | | | | | |
| 03-2301 | LAKE ELSINORE UNIFIED | Y | 112,577.56 | | | | | 112,577.56 |
| 03-2305 | LAKE ELSINORE USD FAC DIST IMP 1 | Y | | | | | | |
| 03-2306 | LAKE ELSINORE UNIF IMP NO 96-1 | Y | | | | | | |
| 03-2318 | EL SINORE - BLO HIGH SCHOOL | Y | | | | | | |
| 03-2323 | LAKE ELSINORE UNIFIED B & IA | Y | | | | | | |
| 03-2328 | LAKE ELSINORE UNIF B & I | Y | | | | | | |
| 03-3201 | HEMET UNIFIED SCHOOL | Y | 121,347.35 | 44,471.63 | | | | 165,818.98 |
| 03-3220 | HEMET UNIFIED SCHOOL B AND I | Y | | | | | | |
| 03-3221 | WINCHESTER SCHOOL B AND I 55 | Y | | | | | | |
| 03-3222 | HAMILTON SCHOOL B AND I | Y | | | | | | |
| 03-3224 | HEMET VAL UNION SCHOOL B AND I A | Y | | | | | | |
| 03-3225 | HEMET VAL UNION SCHOOL B AND I B | Y | | | | | | |
| 03-3226 | HEMET VAL UNION SCHOOL B AND I C | Y | | | | | | |
| 03-3227 | HEMET UNION HIGH SCHOOL B & I A | Y | | | | | | |
| 03-3228 | HEMET UNION HIGH SCHOOL B & I B | Y | | | | | | |
| 03-3601 | JURUPA UNIFIED SCHOOL | Y | 79,488.91 | 10,398.45 | | | | 89,887.36 |
| 03-3620 | JURUPA UNIFIED SCHOOL B AND I | Y | | | | | | |
| 03-3625 | JURUPA UN POR RIV CITY HI B & I | Y | | | | | | |
| 03-3626 | JURUPA CFD IMP #1 | | | | | | | |
| 03-3627 | JURUPA CFD IMP#2 | | | | | | | |
| 03-3630 | JURUPA UNIF CFD #2 | | | | | | | |
| 03-3654 | JURUPA JT-GLEN AVON COMP UNIF | Y | | | | | | |
| 03-3655 | JURUPA JT-PEDLEY COMP UNIF | Y | | | | | | |
| 03-3656 | JURUPA UNION JT-COMP UNIF | Y | | | | | | |
| 03-3901 | MENIFEE SCHOOL | Y | 10,417.11 | 6,506.66 | | | | 16,923.77 |
| 03-4201 | MORENO VALLEY UNIFIED SCHOOL | Y | 109,079.67 | 14,202.60 | | | | 123,282.27 |
| 03-4226 | MORENA VAL UNIFIED SCH B AND I | Y | | | | | | |
| 03-4227 | MORENO UN POR RIV CITY HI B & I | Y | | | | | | |
| 03-4228 | MORENO VAL UN CHILD CENTER | Y | | | | | | |
| 03-4259 | MORENO VA-FERNDALE ANX UNIF | Y | | | | | | |
| 03-4260 | MORENO VA-MORENO ANX UNIF | Y | | | | | | |
| 03-4261 | MORENO VA-VAL VERDE ANX UNIF | Y | | | | | | |
| 03-4501 | MURRIETA UNIFIED | Y | 176,836.61 | | | | | 176,836.61 |
| 03-4502 | MURRIETA UNIF B & I | Y | | | | | | |
| 03-4520 | MURRIETA UNIFIED B & I | Y | | 48,416.74 | | | | 48,416.74 |
| 03-4701 | NUVIEW SCHOOL | Y | 4,016.19 | 2,561.55 | | | | 6,577.74 |
| 03-4723 | NUVIEW SCHOOL B AND I | Y | | | | | | |
| 03-5101 | PALM SPRINGS UNIFIED SCHOOL | Y | 177,624.95 | | | | | 177,624.95 |
| 03-5126 | PALM SPRINGS UNIF B & I 1973-A | Y | | | | | | |
| 03-5127 | PALM SPRINGS UNIFIED B AND I B | Y | | | | | | |
| 03-5128 | PALM SPRINGS UNIF B & I 1992-A | Y | | 117,484.77 | | | | 117,484.77 |
| 03-5164 | PALM SPRGS-CABAZON ANX UNIF | Y | | | | | | |
| 03-5165 | PALM SPRINGS-EDOM ANX UNIF | Y | | | | | | |
| 03-5301 | PALO VERDE UNIFIED SCHOOL | Y | 24,703.29 | 2,514.45 | | | | 27,217.74 |
| 03-5325 | PALO VERDE UNIFIED SCHOOL B & I | Y | | | | | | |
| 03-5401 | PALO VERDE COMMUNITY COLLEGE | Y | 4,320.21 | | | | | 4,320.21 |
| 03-5420 | PALO VERDE COM COLLEGE B AND I | Y | | | | | | |

01/27/20

FY 2013-2014

APPORTIONED AMOUNTS FOR FY2013-14 PRIOR

PENALTY A

(PRPTE220)

PAGE 10

| DISTRICT NUMBER | DISTRICT NAME | TEETER(?) | GEN PURPOSE DISTRIBUTION | DEBT SERVICE DISTRIBUTION | 5 % T.L.R.F. | APPORTIONMENT ADJUSTMENTS | 1/4 OF 1 PCNT ADJ | TOTAL APPORTIONED |
|-----------------|----------------------------------|-----------|--------------------------|---------------------------|--------------|---------------------------|-------------------|-------------------|
| 03-5701 | PERRIS SCHOOL | Y | 4,852.88 | 2,203.86 | | | | 7,056.74 |
| 03-5724 | PERRIS SCHOOL B AND I | Y | | | | | | |
| 03-5801 | RIVERSIDE UNIFIED SCHOOL | Y | 316,417.48 | 20,410.63 | | | | 336,828.11 |
| 03-5802 | RUSD CFD#1 | | | | | | | |
| 03-5803 | RIV UNIF CFD#2 | | | | | | | |
| 03-5804 | RIV USD CFD #3 ZNA | | | | | | | |
| 03-5805 | RIV USD CFD #3 ZNB | | | | | | | |
| 03-5806 | RIVERSIDE UNIFIED CFD #4 | | | | | | | |
| 03-5808 | RIVERSIDE UNIF CFD-NO 6 IMP 1 | | | | | | | |
| 03-5809 | RIVERSIDE UNIF CFD-NO 6 IMP2 | | | | | | | |
| 03-5810 | RIVERSIDE UNIF CFD7 | | | | | | | |
| 03-5811 | RIVERSIDE UNIF CFD 8 | | | | | | | |
| 03-5820 | RIVERSIDE UNIFIED SCH B AND I A | Y | | | | | | |
| 03-5821 | HIGHGROVE SCHOOL B AND I | Y | | | | | | |
| 03-5822 | RIV UN POR RIV CITY HI B & I A | Y | | | | | | |
| 03-5823 | RIV UN POR RIV CITY HI B & I B | Y | | | | | | |
| 03-5824 | RIVERSIDE UNIFIED SCH B AND I B | Y | | | | | | |
| 03-5867 | RIV-COR/NORCO BASIC UNIF | Y | | | | | | |
| 03-5869 | RIV-HIGHGROVE FERNDALE UNIF | Y | | | | | | |
| 03-5870 | RIV-RIV COMP ALVORD UNIF | Y | | | | | | |
| 03-5872 | RIV-RIV COMP HIGHGROVE UNIF | Y | | | | | | |
| 03-5873 | RIV-RIV COMP W RIV UNIF | Y | | | | | | |
| 03-5874 | RIV-VAL VERDE/VALLEY CTR UNIF | Y | | | | | | |
| 03-5876 | SAN JACINTO-EDEN ANX UNIFIED | Y | | | | | | |
| 03-6101 | ROMOLAND SCHOOL | Y | 2,429.51 | | | | | 2,429.51 |
| 03-6120 | ROMOLAND SCHOOL B AND I 54 | | | | | | | |
| 03-6301 | SAN JACINTO UNIFIED SCHOOL | Y | 33,908.01 | 19,497.59 | | | | 53,405.60 |
| 03-6326 | SAN JACINTO UNIFIED SCHOOL B & I | Y | | | | | | |
| 03-6501 | TEMECULA UNIFIED | Y | 249,212.53 | | | | | 249,212.53 |
| 03-6520 | TEMECULA UNIFIED B & I | Y | | 10,055.09 | | | | 10,055.09 |
| 03-6530 | TEMECULA VALLEY USD CFD 89-1 | | | | | | | |
| 03-6531 | TEMECULA UNIF CFD 89-1 REDHAWK | | | | | | | |
| 03-7101 | VAL VERDE SCHOOL | Y | | | | | | |
| 03-7120 | VAL VERDE SCHOOL B AND I | Y | | | | | | |
| 03-7121 | VAL VERDE CFD 87-1 | | | | | | | |
| 03-8001 | VAL VERDE UNIF | Y | 54,078.73 | 12,641.09 | | | | 66,719.82 |
| 03-8401 | ELSINORE UNION HIGH SCHOOL | Y | | | | | | |
| 03-8420 | ELSINORE UNION HIGH SCHOOL B & I | Y | | | | | | |
| 03-8601 | PERRIS UNION HIGH SCHOOL | Y | 87,838.06 | 26,454.00 | | | | 114,292.06 |
| 03-8602 | PUHS CFD 87-1 | | | | | | | |
| 03-8603 | CFD 88-3 | | | | | | | |
| 03-8624 | PERRIS UNION HIGH SCHOOL B & I B | Y | | | | | | |
| 03-9001 | DESERT COMMUNITY COLLEGE | Y | 118,533.99 | 61,973.79 | | | | 180,507.78 |
| 03-9020 | DESERT COMM. COLLEGE B&I | Y | | | | | | |
| 03-9101 | RIVERSIDE CITY COMMUNITY COLLEGE | Y | 158,619.31 | 32,401.81 | | | | 191,021.12 |
| 03-9126 | RIVERSIDE CITY COM COL B AND I B | Y | | | | | | |
| 03-9127 | RIVERSIDE COM COL CHILD CENTER | Y | | | | | | |
| 03-9201 | MT SAN JACINTO JUNIOR COLLEGE | Y | 110,197.43 | | | | | 110,197.43 |
| 03-9220 | MT SAN JACINTO JUNIOR COL B & I | Y | | | | | | |
| 03-9230 | MT SAN JACINTO J COL CHILD DEVEL | Y | | | | | | |
| 03-9830 | ELSINORE AREA ELEM SCHOOL FUND | Y | 104,392.71 | | | | | 104,392.71 |
| 03-9831 | PERRIS AREA ELEM SCHOOL FUND | Y | 68,483.67 | | | | | 68,483.67 |
| 03-9832 | PERRIS JR HIGH AREA FUND | Y | 45,549.58 | | | | | 45,549.58 |
| 03-9896 | RIV. CO. OFFICE OF EDUCATION | Y | 284,343.08 | | | | | 284,343.08 |

| DISTRICT NUMBER | DISTRICT NAME | TEETER(?) | GEN PURPOSE DISTRIBUTION | DEBT SERVICE DISTRIBUTION | 5 % T.L.R.F. | APPORTIONMENT ADJUSTMENTS | 1/4 OF 1 PCNT ADJ | TOTAL APPORTIONED |
|------------------------------|----------------------------------|-----------|--------------------------|---------------------------|--------------|---------------------------|-------------------|-------------------|
| 03-9900 | EDUCATIONAL REV AUG FUND | Y | | | | | | |
| 03-9902 | INSTITUTIONAL CHILDREN | Y | | | | | | |
| 03-9904 | PHYSICAL HANDICAP PROG-COUNTY | Y | | | | | | |
| 03-9905 | SEVERE MENTAL RETARD PROG-COUNTY | Y | | | | | | |
| 03-9906 | JUVENILE HALL PROG-COUNTY | Y | | | | | | |
| 03-9908 | REGIONAL OCCUPATION PROG-COUNTY | Y | | | | | | |
| 03-9909 | CO SUPT SCHOOL-GEN PURPOSE | Y | | | | | | |
| 03-9911 | MENTAL RETARD PROG-COUNTY | Y | | | | | | |
| 03-9945 | CO SUPT SCHOOL-CAPITAL OUTLAY A | Y | | | | | | |
| 03-9946 | CO SUPT SCHOOL-CAPITAL OUTLAY B | Y | | | | | | |
| 03-9970 | CO SCH BLDG AID PROG-COUNTY | Y | | | | | | |
| 03-9973 | COMM COLL TUITION SPCL ELSINORE | Y | | | | | | |
| 03-9974 | COMM COLL TUITION SPCL VAL VERDE | Y | | | | | | |
| 03-9975 | COMM COLL TUITION CORONA-NORCO | Y | | | | | | |
| 03-9996 | COUNTY SCHOOL DEVELOPMENT CENTER | Y | | | | | | |
| 03-9997 | COMMUNITY COLLEGE TUITION SPCL | Y | | | | | | |
| 03-9998 | COMMUNITY COLLEGE TUITION | Y | | | | | | |
| FUND CODE 03 TOTALS - TEETER | | | 3,441,963.00 | 817,980.59 | | | | |
| 03 TOTALS - NON-TEETER | | | | | | | | 4,259,943.59 |
| 04-1030 | COUNTY WASTE RESOURCE MGMT DIST | Y | | | | | | |
| 04-1110 | RIV CO REG PARK & OPEN SPACE | Y | 20,685.46 | | | | | |
| 04-1131 | RIV CO LANDSCAPE MAINT DST 1 | Y | | | | -51.71 | | 20,633.75 |
| 04-1253 | DRAINAGE DISTRICT 3 * | Y | | | | | | |
| 04-1302 | COMMUNITY FACILITIES DST 84-2 | Y | | | | | | |
| 04-1303 | COMMUNITY FACILITIES DST 85-1A | Y | | | | | | |
| 04-1304 | COMMUNITY FACILITIES DST 85-2 | Y | | | | | | |
| 04-1305 | COMMUNITY FACILITIES DST 85-1B | Y | | | | | | |
| 04-1306 | COMMUNITY FACILITIES DST 86-1 | Y | | | | | | |
| 04-1309 | CFD 89-3 | Y | | | | | | |
| 04-1351 | FLOOD CONTROL ADMINISTRATION | Y | 14,557.40 | | | -36.39 | | 14,521.01 |
| 04-1361 | FLOOD CONTROL ZONE 1 | Y | 33,037.11 | | | -82.59 | | 32,954.52 |
| 04-1362 | FLOOD CONTROL ZONE 2 | Y | 55,395.89 | | | -138.49 | | 55,257.40 |
| 04-1363 | FLOOD CONTROL ZONE 3 | Y | 7,318.16 | | | -18.30 | | 7,299.86 |
| 04-1364 | FLOOD CONTROL ZONE 4 | Y | 54,248.14 | | | -135.62 | | 54,112.52 |
| 04-1365 | FLOOD CONTROL ZONE 5 | Y | 11,586.18 | | | -28.97 | | 11,557.21 |
| 04-1366 | FLOOD CONTROL ZONE 6 | Y | 16,572.79 | | | -41.43 | | 16,531.36 |
| 04-1367 | FLOOD CONTROL ZONE 7 | Y | 17,985.69 | | | -44.96 | | 17,940.73 |
| 04-1376 | FLOOD ZN 6 ANX 1 | Y | | | | | | |
| 04-1381 | FLOOD CONTROL ZONE 1 DEBT SERV | Y | | | | | | |
| 04-1409 | HIGHGROVE HIGHWAY LIGHTING * | Y | | | | | | |
| 04-1415 | THERMAL HIGHWAY LIGHTING * | Y | | | | | | |
| 04-1701 | COUNTY SERVICE AREA 1 * | Y | 18.65 | | | | | |
| 04-1702 | COUNTY SERVICE AREA 2 * | Y | 1.40 | | | -0.05 | | 18.60 |
| 04-1704 | COUNTY SERVICE AREA 4 * | Y | | | | | | 1.40 |
| 04-1705 | CSA 130 | Y | | | | | | |
| 04-1712 | COUNTY SERVICE AREA 115 * | Y | | | | | | |
| 04-1713 | COUNTY SERVICE AREA 12 * | Y | 4.73 | | | | | |
| 04-1714 | COUNTY SERVICE AREA 13 * | Y | 16.28 | | | -0.01 | | 4.72 |
| 04-1716 | COUNTY SERVICE AREA 15 * | Y | 49.16 | | | -0.04 | | 16.24 |
| 04-1718 | COUNTY SERVICE AREA 17 * | Y | 6.66 | | | -0.12 | | 49.04 |
| 04-1719 | COUNTY SERVICE AREA 131 * | Y | | | | -0.02 | | 6.64 |
| 04-1721 | CSA 25 | Y | | | | | | |

COUNTY OF RIVERSIDE
 AUDITORS REPORT TO CORONA/NORCO SCHOOLS
 REGARDING JOURNAL VOUCHER TRANSFER
 FROM TAX APPORTIONMENT
 01/27/2014

THE COUNTY OF RIVERSIDE, OFFICE OF THE AUDITOR-CONTROLLER, HAS APPROVED THE FOLLOWING
 GENERAL LEDGER TRANSFERS TO SCHOOL ACCOUNTS, DUE TO TAX APPORTIONMENT:

| REVENUE DISTRICT | DISTRICT NAME | AMOUNT |
|---------------------|---------------------------|--------------|
| 68-3174 | CORONA-NORCO USD CFD 94-1 | \$ 2,904.98 |
| 68-3175 | CORONA-NORCO CFD 95-1 | \$ 349.67 |
| 68-3176 | CORONA-NORCO CFD 96-1 | \$ 6,005.92 |
| 68-3178 | CORONA-NORCO USD CFD 98-1 | \$ 34,567.96 |

BY,



 AUTHORIZED SIGNATURE



 DATE

FOR: FY 2013-14 SECURED PRIOR YEAR TA

TRANSFER NUMBER: SP101272014

SCHOOLS TRANSFER TOTAL: \$ 43,828.53 ✓ 55550

AGENCY REPORT WHERE REMITTANCE ADVICE = N . FOR APPORTIONMENT: FY 2013-14 SECURED PRIOR YEAR TA

01/27/2014

TO: 0000000006 - COUNTY OF RIVERSIDE . THIS REPORT IS FOR THE AUDITOR. IT LISTS THE AGENCIES THAT DID NOT RECEIVE
 WARRANTS FOR: THE PAYMENT OF TAXES AS STATED BELOW, FOR: FY 2013-14 SECURED PRIOR YEAR TA .

| ACCOUNT NAME | ACCOUNT NUMBER | GENERAL PURPOSE | DEBT SERVICE | PENALTY/ REDEVELOPMENT | APPORTIONMENT ADJUSTMENTS | QTR PERCENT CHARGE | NET APPORTION |
|---|----------------|-----------------|--------------|------------------------|---------------------------|--------------------|---------------|
| CORONA-NORCO CFD 95-1 | 68-3175 | 0.00 | 349.67 | 0.00 | 0.00 | 0.00 | 349.67 |
| ***** GRAND TOTALS | | 0.00 | 349.67 | 0.00 | 0.00 | 0.00 | 349.67 |
| *** TOTAL DISTRIBUTION FOR AGENCY: 0000000006 - COUNTY OF RIVERSIDE | | | | | | | 349.67 |

AGENCY REPORT WHERE REMITTANCE ADVICE = N . FOR APPORTIONMENT: FY 2013-14 SECURED PRIOR YEAR TA

01/27/2014

TO: 0000000019 - COUNTY OF RIVERSIDE . THIS REPORT IS FOR THE AUDITOR. IT LISTS THE AGENCIES THAT DID NOT RECEIVE
 WARRANTS FOR: THE PAYMENT OF TAXES AS STATED BELOW, FOR: FY 2013-14 SECURED PRIOR YEAR TA .

| ACCOUNT NAME | ACCOUNT NUMBER | GENERAL PURPOSE | DEBT SERVICE | PENALTY/ REDEVELOPMENT | APPORTIONMENT ADJUSTMENTS | QTR PERCENT CHARGE | NET APPORTION |
|---|----------------|-----------------|--------------|------------------------|---------------------------|--------------------|---------------|
| CORONA-NORCO USD CFD 94-1 | 68-3174 | 0.00 | 2904.98 | 0.00 | 0.00 | 0.00 | 2904.98 |
| ***** GRAND TOTALS | | 0.00 | 2904.98 | 0.00 | 0.00 | 0.00 | 2904.98 |
| *** TOTAL DISTRIBUTION FOR AGENCY: 0000000019 - COUNTY OF RIVERSIDE | | | | | | | 2,904.98 |

AGENCY REPORT WHERE REMITTANCE ADVICE = N . FOR APPORTIONMENT: FY 2013-14 SECURED PRIOR YEAR TA

01/27/2014

TO: 0000000036 - COUNTY OF RIVERSIDE . THIS REPORT IS FOR THE AUDITOR. IT LISTS THE AGENCIES THAT DID NOT RECEIVE
 WARRANTS FOR: THE PAYMENT OF TAXES AS STATED BELOW, FOR: FY 2013-14 SECURED PRIOR YEAR TA .

| ACCOUNT NAME | ACCOUNT NUMBER | GENERAL PURPOSE | DEBT SERVICE | PENALTY/ REDEVELOPMENT | APPORTIONMENT ADJUSTMENTS | QRTR PERCENT CHARGE | NET APPORTION |
|---|----------------|-----------------|--------------|------------------------|---------------------------|---------------------|---------------|
| CORONA-NORCO CFD 96-1 | 68-3176 | 0.00 | 6005.92 | 0.00 | 0.00 | 0.00 | 6005.92 |
| ***** GRAND TOTALS | | 0.00 | 6005.92 | 0.00 | 0.00 | 0.00 | 6005.92 |
| *** TOTAL DISTRIBUTION FOR AGENCY: 0000000036 - COUNTY OF RIVERSIDE | | | | | | | 6,005.92 |

AGENCY REPORT WHERE REMITTANCE ADVICE = N . FOR APPORTIONMENT: FY 2013-14 SECURED PRIOR YEAR TA

01/27/2014

TO: 0000000042 - COUNTY OF RIVERSIDE . THIS REPORT IS FOR THE AUDITOR. IT LISTS THE AGENCIES THAT DID NOT RECEIVE
 WARRANTS FOR: THE PAYMENT OF TAXES AS STATED BELOW, FOR: FY 2013-14 SECURED PRIOR YEAR TA

| ACCOUNT NAME | ACCOUNT NUMBER | GENERAL PURPOSE | DEBT SERVICE | PENALTY/ REDEVELOPMENT | APPORTIONMENT ADJUSTMENTS | QTR PERCENT CHARGE | NET APPORTION |
|---|----------------|-----------------|--------------|------------------------|---------------------------|--------------------|---------------|
| CORONA-NORCO USD CFD 98-1 | 68-3178 | 0.00 | 34567.96 | 0.00 | 0.00 | 0.00 | 34567.96 |
| ***** GRAND TOTALS | | 0.00 | 34567.96 | 0.00 | 0.00 | 0.00 | 34567.96 |
| *** TOTAL DISTRIBUTION FOR AGENCY: 0000000042 - COUNTY OF RIVERSIDE | | | | | | | 34,567.96 |

| DISTRICT NUMBER | DISTRICT NAME | TEETER(?) | GEN PURPOSE DISTRIBUTION | DEBT SERVICE DISTRIBUTION | 5 % T.L.R.F. | APPORTIONMENT ADJUSTMENTS | 1/4 OF I PCNT ADJ | TOTAL APPORTIONED |
|------------------------------|----------------------------------|-----------|--------------------------|---------------------------|--------------|---------------------------|-------------------|-------------------|
| 02-3400 | CITY OF EASTVALE | Y | 28,272.00 | | | | | 28,272.00 |
| 02-3410 | CITY OF EASTVALE FIRE PROTECTION | Y | 62,220.74 | | | | | 62,220.74 |
| 02-3500 | CITY OF JURUPA VALLEY | | 70,804.34 | | | | | 70,804.34 |
| 02-3510 | CITY OF JURUPA VALLY FIRE | | | | | | | |
| FUND CODE 02 TOTALS - TEETER | | | 1,573,259.24 | 12,178.33 | | | | 1,585,437.57 |
| 02 TOTALS - NON-TEETER | | | 715,719.65 | | | | | 715,719.65 |
| 03-0002 | COLTON JOINT STATE REPAYMENT | Y | | | | | | |
| 03-0003 | COLTON JOINT SCHOOL B AND I | Y | | | | | | |
| 03-0004 | YUCAIPA UNIFIED SCHOOL | Y | 25,605.18 | | | | | 25,605.18 |
| 03-0005 | YUCAIPA UNIFIED STATE REPAYMENT | Y | | | | | | |
| 03-0008 | REDLANDS HIGH SCHOOL B AND I | Y | | | | | | |
| 03-0009 | SAN BERNARDINO VAL COM COLLEGE | Y | 4,683.17 | 2,943.37 | | | | 7,626.54 |
| 03-0012 | COLTON JT UN HIGH SCHOOL B AND I | Y | | | | | | |
| 03-0013 | COUNTY SCHOOL BLDG AID-COLTON | Y | | | | | | |
| 03-0014 | YUCAIPA UNIFIED B AND I | Y | | | | | | |
| 03-0015 | PHYSICAL HANDICAPPED PROG-YUCAIP | Y | | | | | | |
| 03-0016 | PHYSICAL HANDICAPPED PROG-COLTON | Y | | | | | | |
| 03-0017 | TRAIN MENTAL RETARDED-YUCAIPA | Y | | | | | | |
| 03-0018 | COLTON JOINT UNIFIED SCHOOL | Y | 5,001.97 | 3,388.14 | | | | 8,390.11 |
| 03-0019 | COUNTY SCHOOL BLDG AID-YUCAIPA | Y | | | | | | |
| 03-0020 | CHILDREN CENTER-COLTON | Y | | | | | | |
| 03-0021 | COLTON JOINT UNIF SCHOOL B & I | Y | | | | | | |
| 03-0022 | CHAFFEY COMMUNITY COLLEGE | Y | | | | | | |
| 03-0023 | CHAFFEY COM COLLEGE B & I | Y | | | | | | |
| 03-0024 | CHAFFEY COM COL CHILDRENS CENTER | Y | | | | | | |
| 03-0501 | ALVORD UNIFIED SCHOOL | Y | 307,234.15 | 114,855.59 | | | | 422,089.74 |
| 03-0524 | ALVORD UN POR RIV CITY HI B & I | Y | | | | | | |
| 03-0527 | ALVORD UNIFIED SCHOOL B AND I A | Y | | | | | | |
| 03-0528 | ALVORD UNIFIED SCHOOL B AND I B | Y | | | | | | |
| 03-0529 | ALVORD UNIFIED SCHOOL B AND I C | Y | | | | | | |
| 03-0801 | BANNING UNIFIED SCHOOL | Y | 107,793.16 | 31,343.69 | | | | 139,136.85 |
| 03-0820 | BANNING SCHOOL B AND I | Y | | | | | | |
| 03-0822 | BANNING UN HIGH SCHOOL B AND I | Y | | | | | | |
| 03-0824 | BANNING UNIFIED B AND I | Y | | | | | | |
| 03-1101 | BEAUMONT UNIFIED SCHOOL | Y | 187,209.85 | 26,675.00 | | | | 213,884.85 |
| 03-1125 | BEAUMONT UNIFIED SCH B AND I A | Y | | | | | | |
| 03-1126 | BEAUMONT UNIFIED SCH B AND I B | Y | | | | | | |
| 03-1132 | BEAUMONT - YUCAIPA COMP UNIF | Y | | | | | | |
| 03-1601 | COACHELLA VALLEY UNIFIED SCHOOL | Y | 261,965.81 | 368,779.47 | | | | 630,745.28 |
| 03-1620 | COACHELLA UNIFIED SCH B AND I A | Y | | | | | | |
| 03-1621 | COACHELLA UNIFIED SCH B AND I B | Y | | | | | | |
| 03-1622 | COACHELLA UNIF CHILD CENTER | Y | | | | | | |
| 03-1623 | COACHELLA VAL JT BLO HIGH | Y | | | | | | |
| 03-1634 | CV-MECCA COMP UNIF | Y | | | | | | |
| 03-1635 | CV-OASIS COMP UNIF | Y | | | | | | |
| 03-1636 | CV-OASIS/MECCA COMP UNIF | Y | | | | | | |
| 03-1637 | CV-THERMAL U COMP UNIF | Y | | | | | | |
| 03-1638 | CV-THERMAL/MECCA COMP UNIF | Y | | | | | | |
| 03-1701 | CORONA NORCO UNIFIED SCHOOL | Y | 1,372,774.34 | 141,205.08 | | | | 1,513,979.42 |
| 03-1727 | CORONA UNIFIED SCHOOL B AND I A | Y | | | | | | |
| 03-1728 | CORONA UNIFIED SCHOOL B AND I B | Y | | | | | | |
| 03-1740 | CORONA/NORCO-ALVORD ANX UNIF | Y | | | | | | |

| DISTRICT NUMBER | DISTRICT NAME | TEETER(?) | GEN PURPOSE DISTRIBUTION | DEBT SERVICE DISTRIBUTION | 5 % T.L.R.F. | APPORTIONMENT ADJUSTMENTS | 1/4 OF 1 PCNT ADJ | TOTAL APPORTIONED |
|-----------------|------------------------------------|-----------|--------------------------|---------------------------|--------------|---------------------------|-------------------|-------------------|
| 03-1742 | CORONA/NOR EASTVALE UNIF | Y | | | | | | |
| 03-1743 | CORONA/NOR PRADO UNIF | Y | | | | | | |
| 03-2001 | DESERT SANDS UNIFIED SCHOOL | Y | 821,796.85 | 303,062.93 | | | | 1,124,859.78 |
| 03-2020 | DESERT SANDS UNIFIED SCH B & I | Y | | | | | | |
| 03-2030 | DESERT SANDS CHILDRENS CENTER | Y | | | | | | |
| 03-2201 | DESERT CENTER UNIFIED | Y | 7,914.43 | | | | | 7,914.43 |
| 03-2220 | DESERT CENTER UNIF SCH B AND I | Y | | | | | | |
| 03-2301 | LAKE ELSINORE UNIFIED | Y | 355,363.07 | | | | | 355,363.07 |
| 03-2305 | LAKE ELSINORE USD FAC DIST IMP 1 | Y | | | | | | |
| 03-2306 | LAKE ELSINORE UNIF IMP NO 96-1 | Y | | | | | | |
| 03-2318 | EL SINORE - BLO HIGH SCHOOL | Y | | | | | | |
| 03-2323 | LAKE ELSINORE UNIFIED B & IA | Y | | | | | | |
| 03-2328 | LAKE ELSINORE UNIF B & I | Y | | | | | | |
| 03-3201 | HEMET UNIFIED SCHOOL | Y | 383,045.84 | 139,791.43 | | | | 522,837.27 |
| 03-3220 | HEMET UNIFIED SCHOOL B AND I | Y | | | | | | |
| 03-3221 | WINCHESTER SCHOOL B AND I 55 | Y | | | | | | |
| 03-3222 | HAMILTON SCHOOL B AND I | Y | | | | | | |
| 03-3224 | HEMET VAL UNION SCHOOL B AND I A Y | Y | | | | | | |
| 03-3225 | HEMET VAL UNION SCHOOL B AND I B Y | Y | | | | | | |
| 03-3226 | HEMET VAL UNION SCHOOL B AND I C Y | Y | | | | | | |
| 03-3227 | HEMET UNION HIGH SCHOOL B & I A Y | Y | | | | | | |
| 03-3228 | HEMET UNION HIGH SCHOOL B & I B Y | Y | | | | | | |
| 03-3601 | JURUPA UNIFIED SCHOOL | Y | 250,915.23 | 32,074.35 | | | | 282,989.58 |
| 03-3620 | JURUPA UNIFIED SCHOOL B AND I | Y | | | | | | |
| 03-3625 | JURUPA UN POR RIV CITY HI B & I | Y | | | | | | |
| 03-3626 | JURUPA CFD IMP #1 | Y | | | | | | |
| 03-3627 | JURUPA CFD IMP#2 | Y | | | | | | |
| 03-3630 | JURUPA UNIF CFD #2 | Y | | | | | | |
| 03-3654 | JURUPA JT-GLEN AVON COMP UNIF | Y | | | | | | |
| 03-3655 | JURUPA JT-PEDLEY COMP UNIF | Y | | | | | | |
| 03-3656 | JURUPA UNION JT-COMP UNIF | Y | | | | | | |
| 03-3901 | MENIFEE SCHOOL | Y | 32,882.71 | 24,289.74 | | | | 57,172.45 |
| 03-4201 | MORENO VALLEY UNIFIED SCHOOL | Y | 344,321.60 | 42,856.50 | | | | 387,178.10 |
| 03-4226 | MORENA VAL UNIFIED SCH B AND I | Y | | | | | | |
| 03-4227 | MORENO UN POR RIV CITY HI B & I | Y | | | | | | |
| 03-4228 | MORENO VAL UN CHILD CENTER | Y | | | | | | |
| 03-4259 | MORENO VA-FERNDALE ANX UNIF | Y | | | | | | |
| 03-4260 | MORENO VA-MORENO ANX UNIF | Y | | | | | | |
| 03-4261 | MORENO VA-VAL VERDE ANX UNIF | Y | | | | | | |
| 03-4501 | MURRIETA UNIFIED | Y | 558,203.60 | | | | | 558,203.60 |
| 03-4502 | MURRIETA UNIF B & I | Y | | | | | | |
| 03-4520 | MURRIETA UNIFIED B & I | Y | | 180,485.56 | | | | 180,485.56 |
| 03-4701 | NUVIEW SCHOOL | Y | 12,677.54 | 8,320.99 | | | | 20,998.53 |
| 03-4723 | NUVIEW SCHOOL B AND I | Y | | | | | | |
| 03-5101 | PALM SPRINGS UNIFIED SCHOOL | Y | 560,692.09 | | | | | 560,692.09 |
| 03-5126 | PALM SPRINGS UNIF B & I 1973-A | Y | | | | | | |
| 03-5127 | PALM SPRINGS UNIFIED B AND I B | Y | | | | | | |
| 03-5128 | PALM SPRINGS UNIF B & I 1992-A | Y | | 400,479.08 | | | | 400,479.08 |
| 03-5164 | PALM SPRGS-CABAZON ANX UNIF | Y | | | | | | |
| 03-5165 | PALM SPRINGS-EDOM ANX UNIF | Y | | | | | | |
| 03-5301 | PALO VERDE UNIFIED SCHOOL | Y | 77,978.57 | 9,193.49 | | | | 87,172.06 |
| 03-5325 | PALO VERDE UNIFIED SCHOOL B & I | Y | | | | | | |
| 03-5401 | PALO VERDE COMMUNITY COLLEGE | Y | 13,637.22 | | | | | 13,637.22 |
| 03-5420 | PALO VERDE COM COLLEGE B AND I | Y | | | | | | |

| DISTRICT NUMBER | DISTRICT NAME | TEETER(?) | GEN PURPOSE DISTRIBUTION | DEBT SERVICE DISTRIBUTION | 5 % T.L.R.F. | APPORTIONMENT ADJUSTMENTS | 1/4 OF 1 PCNT ADJ | TOTAL APPORTIONED |
|-----------------|----------------------------------|-----------|--------------------------|---------------------------|--------------|---------------------------|-------------------|-------------------|
| 03-5701 | PERRIS SCHOOL | Y | 15,318.65 | 6,186.93 | | | | 21,505.58 |
| 03-5724 | PERRIS SCHOOL B AND I | Y | | | | | | |
| 03-5801 | RIVERSIDE UNIFIED SCHOOL | Y | 998,805.49 | 79,093.50 | | | | 1,077,898.99 |
| 03-5802 | RUSD CFD#1 | | | | | | | |
| 03-5803 | RIV UNIF CFD#2 | | | | | | | |
| 03-5804 | RIV USD CFD #3 ZNA | | | | | | | |
| 03-5805 | RIV USD CFD #3 ZNB | | | | | | | |
| 03-5806 | RIVERSIDE UNIFIED CFD #4 | | | | | | | |
| 03-5808 | RIVERSIDE UNIF CFD-NO 6 IMP 1 | | | | | | | |
| 03-5809 | RIVERSIDE UNIF CFD-NO 6 IMP2 | | | | | | | |
| 03-5810 | RIVERSIDE UNIF CFD7 | | | | | | | |
| 03-5811 | RIVERSIDE UNIF CFD 8 | | | | | | | |
| 03-5820 | RIVERSIDE UNIFIED SCH B AND I A | Y | | | | | | |
| 03-5821 | HIGHGROVE SCHOOL B AND I | Y | | | | | | |
| 03-5822 | RIV UN POR RIV CITY HI B & I A | Y | | | | | | |
| 03-5823 | RIV UN POR RIV CITY HI B & I B | Y | | | | | | |
| 03-5824 | RIVERSIDE UNIFIED SCH B AND I B | Y | | | | | | |
| 03-5867 | RIV-COR/NORCO BASIC UNIF | Y | | | | | | |
| 03-5869 | RIV-HIGHGROVE FERNDALE UNIF | Y | | | | | | |
| 03-5870 | RIV-RIV COMP ALVORD UNIF | Y | | | | | | |
| 03-5872 | RIV-RIV COMP HIGHGROVE UNIF | Y | | | | | | |
| 03-5873 | RIV-RIV COMP W RIV UNIF | Y | | | | | | |
| 03-5874 | RIV-VAL VERDE/VALLEY CTR UNIF | Y | | | | | | |
| 03-5876 | SAN JACINTO-EDEN ANX UNIFIED | Y | | | | | | |
| 03-6101 | ROMOLAND SCHOOL | Y | 7,669.02 | | | | | 7,669.02 |
| 03-6120 | ROMOLAND SCHOOL B AND I 54 | | | | | | | |
| 03-6301 | SAN JACINTO UNIFIED SCHOOL | Y | 107,034.25 | 68,736.22 | | | | 175,770.47 |
| 03-6326 | SAN JACINTO UNIFIED SCHOOL B & I | Y | | | | | | |
| 03-6501 | TEMECULA UNIFIED | Y | 786,665.92 | | | | | 786,665.92 |
| 03-6520 | TEMECULA UNIFIED B & I | Y | | 45,919.72 | | | | 45,919.72 |
| 03-6530 | TEMECULA VALLEY USD CFD 89-1 | | | | | | | |
| 03-6531 | TEMECULA UNIF CFD 89-1 REDHAWK | | | | | | | |
| 03-7101 | VAL VERDE SCHOOL | Y | | | | | | |
| 03-7120 | VAL VERDE SCHOOL B AND I | Y | | | | | | |
| 03-7121 | VAL VERDE CFD 87-1 | | | | | | | |
| 03-8001 | VAL VERDE UNIF | Y | 170,705.27 | 38,400.94 | | | | 209,106.21 |
| 03-8401 | ELSINORE UNION HIGH SCHOOL | Y | | | | | | |
| 03-8420 | ELSINORE UNION HIGH SCHOOL B & I | Y | | | | | | |
| 03-8601 | PERRIS UNION HIGH SCHOOL | Y | 277,270.20 | 87,254.91 | | | | 364,525.11 |
| 03-8602 | PUHS CFD 87-1 | | | | | | | |
| 03-8603 | CFD 88-3 | | | | | | | |
| 03-8624 | PERRIS UNION HIGH SCHOOL B & I B | Y | | | | | | |
| 03-9001 | DESERT COMMUNITY COLLEGE | Y | 374,165.18 | 166,351.33 | | | | 540,516.51 |
| 03-9020 | DESERT COMM. COLLEGE B&I | Y | | | | | | |
| 03-9101 | RIVERSIDE CITY COMMUNITY COLLEGE | Y | 500,698.75 | 112,710.00 | | | | 613,408.75 |
| 03-9126 | RIVERSIDE CITY COM COL B AND I B | Y | | | | | | |
| 03-9127 | RIVERSIDE COM COL CHILD CENTER | Y | | | | | | |
| 03-9201 | MT SAN JACINTO JUNIOR COLLEGE | Y | 347,849.94 | | | | | 347,849.94 |
| 03-9220 | MT SAN JACINTO JUNIOR COL B & I | Y | | | | | | |
| 03-9230 | MT SAN JACINTO J COL CHILD DEVEL | Y | | | | | | |
| 03-9830 | ELSINORE AREA ELEM SCHOOL FUND | Y | 329,526.73 | | | | | 329,526.73 |
| 03-9831 | PERRIS AREA ELEM SCHOOL FUND | Y | 216,176.02 | | | | | 216,176.02 |
| 03-9832 | PERRIS JR HIGH AREA FUND | Y | 143,782.10 | | | | | 143,782.10 |
| 03-9896 | RIV. CO. OFFICE OF EDUCATION | Y | 897,559.23 | | | | | 897,559.23 |

| DISTRICT NUMBER | DISTRICT NAME | TEETER(?) | GEN PURPOSE DISTRIBUTION | DEBT SERVICE DISTRIBUTION | 5 % T.L.R.F. | APPORTIONMENT ADJUSTMENTS | 1/4 OF 1 PCNT ADJ | TOTAL APPORTIONED |
|------------------------------|----------------------------------|-----------|--------------------------|---------------------------|--------------|---------------------------|-------------------|-------------------|
| 03-9900 | EDUCATIONAL REV AUG FUND | Y | | | | | | |
| 03-9902 | INSTITUTIONAL CHILDREN | Y | | | | | | |
| 03-9904 | PHYSICAL HANDICAP PROG-COUNTY | Y | | | | | | |
| 03-9905 | SEVERE MENTAL RETARD PROG-COUNTY | Y | | | | | | |
| 03-9906 | JUVENILE HALL PROG-COUNTY | Y | | | | | | |
| 03-9908 | REGIONAL OCCUPATION PROG-COUNTY | Y | | | | | | |
| 03-9909 | CO SUPT SCHOOL-GEN PURPOSE | Y | | | | | | |
| 03-9911 | MENTAL RETARD PROG-COUNTY | Y | | | | | | |
| 03-9945 | CO SUPT SCHOOL-CAPITAL OUTLAY A | Y | | | | | | |
| 03-9946 | CO SUPT SCHOOL-CAPITAL OUTLAY B | Y | | | | | | |
| 03-9970 | CO SCH BLDG AID PROG-COUNTY | Y | | | | | | |
| 03-9973 | COMM COLL TUITION SPCL ELSINORE | Y | | | | | | |
| 03-9974 | COMM COLL TUITION SPCL VAL VERDE | Y | | | | | | |
| 03-9975 | COMM COLL TUITION CORONA-NORCO | Y | | | | | | |
| 03-9996 | COUNTY SCHOOL DEVELOPMENT CENTER | Y | | | | | | |
| 03-9997 | COMMUNITY COLLEGE TUITION SPCL | Y | | | | | | |
| 03-9998 | COMMUNITY COLLEGE TUITION | Y | | | | | | |
| FUND CODE 03 TOTALS - TEETER | | | 10,864,923.13 | 2,434,397.96 | | | | |
| 03 TOTALS - NON-TEETER | | | | | | | | 13,299,321.09 |
| 04-1030 | COUNTY WASTE RESOURCE MGMT DIST | Y | | | | | | |
| 04-1110 | RIV CO REG PARK & OPEN SPACE | Y | 65,295.88 | | | | | |
| 04-1131 | RIV CO LANDSCAPE MAINT DST 1 | Y | | | | -163.24 | | 65,132.64 |
| 04-1253 | DRAINAGE DISTRICT 3 * | Y | | | | | | |
| 04-1302 | COMMUNITY FACILITIES DST 84-2 | | | | | | | |
| 04-1303 | COMMUNITY FACILITIES DST 85-1A | | | | | | | |
| 04-1304 | COMMUNITY FACILITIES DST 85-2 | | | | | | | |
| 04-1305 | COMMUNITY FACILITIES DST 85-1B | | | | | | | |
| 04-1306 | COMMUNITY FACILITIES DST 86-1 | | | | | | | |
| 04-1309 | CFD 89-3 | | | | | | | |
| 04-1351 | FLOOD CONTROL ADMINISTRATION | Y | 45,951.99 | | | -114.88 | | 45,837.11 |
| 04-1361 | FLOOD CONTROL ZONE 1 | Y | 104,285.16 | | | -260.71 | | 104,024.45 |
| 04-1362 | FLOOD CONTROL ZONE 2 | Y | 174,863.03 | | | -437.16 | | 174,425.87 |
| 04-1363 | FLOOD CONTROL ZONE 3 | Y | 23,100.57 | | | -57.75 | | 23,042.82 |
| 04-1364 | FLOOD CONTROL ZONE 4 | Y | 171,240.03 | | | -428.10 | | 170,811.93 |
| 04-1365 | FLOOD CONTROL ZONE 5 | Y | 36,573.02 | | | -91.43 | | 36,481.59 |
| 04-1366 | FLOOD CONTROL ZONE 6 | Y | 52,313.78 | | | -130.78 | | 52,183.00 |
| 04-1367 | FLOOD CONTROL ZONE 7 | Y | 56,773.75 | | | -141.93 | | 56,631.82 |
| 04-1376 | FLOOD ZN 6 ANX 1 | Y | | | | | | |
| 04-1381 | FLOOD CONTROL ZONE 1 DEBT SERV | Y | | | | | | |
| 04-1409 | HIGHGROVE HIGHWAY LIGHTING * | | | | | | | |
| 04-1415 | THERMAL HIGHWAY LIGHTING * | | | | | | | |
| 04-1701 | COUNTY SERVICE AREA 1 * | Y | 58.89 | | | -.15 | | 58.74 |
| 04-1702 | COUNTY SERVICE AREA 2 * | Y | 4.44 | | | -.01 | | 4.43 |
| 04-1704 | COUNTY SERVICE AREA 4 * | Y | | | | | | |
| 04-1705 | CSA 130 | Y | | | | | | |
| 04-1712 | COUNTY SERVICE AREA 115 * | Y | | | | | | |
| 04-1713 | COUNTY SERVICE AREA 12 * | Y | 14.95 | | | | | |
| 04-1714 | COUNTY SERVICE AREA 13 * | Y | 51.41 | | | -.04 | | 14.91 |
| 04-1716 | COUNTY SERVICE AREA 15 * | Y | 155.19 | | | -.13 | | 51.28 |
| 04-1718 | COUNTY SERVICE AREA 17 * | Y | 21.03 | | | -.39 | | 154.80 |
| 04-1719 | COUNTY SERVICE AREA 131 * | Y | | | | -.05 | | 20.98 |
| 04-1721 | CSA 25 | Y | | | | | | |