

COUNTY OF RIVERSIDE
 AUDITORS REPORT TO SCHOOLS
 REGARDING JOURNAL VOUCHER TRANSFER
 FROM TAX APPORTIONMENT
 11/30/2016

THE COUNTY OF RIVERSIDE, OFFICE OF THE AUDITOR-CONTROLLER, HAS APPROVED THE FOLLOWING
 GENERAL LEDGER TRANSFERS TO SCHOOL ACCOUNTS, DUE TO TAX APPORTIONMENT:


REVENUE DISTRICT	DISTRICT NAME	AMOUNT
03-0004	YUCAIPA UNIFIED SCHOOL	3,296.60
03-0501	ALVORD UNIFIED SCHOOL	54,789.25
03-0801	BANNING UNIFIED SCHOOL	18,705.77
03-1101	BEAUMONT UNIFIED SCHOOL	35,636.79
03-1601	COACHELLA VALLEY UNIFIED SCHOOL	46,661.87
03-2001	DESERT SANDS UNIFIED SCHOOL	129,644.46
03-2201	DESERT CENTER UNIFIED SCHOOL	1,843.28
03-2301	LAKE ELSINORE UNIFIED	48,464.70
03-3201	HENET UNIFIED SCHOOL	76,360.38
03-3601	JURUPA UNIFIED SCHOOL	42,618.83
03-3901	MENIFEE SCHOOL	10,053.21
03-4501	MURRIETA UNIFIED	74,521.08
03-4520	MURRIETA UNIFIED B&I	22,409.85
03-4701	MUVIEW SCHOOL	2,287.19
03-5101	PALM SPRINGS UNIFIED SCHOOL	71,382.59
03-5128	PALM SPRINGS UNIFIED B&I 1992-A	31,380.05
03-5301	PALO VERDE UNIFIED SCHOOL	10,375.32
03-5401	PALO VERDE COMMUNITY COLLEGE	2,146.39
03-5701	PERRIS SCHOOL	4,048.01
03-5801	RIVERSIDE UNIFIED SCHOOL	140,794.77
03-6101	ROMOLAND SCHOOL	1,195.22
03-6301	SAN JACINTO UNIFIED SCHOOL	21,473.70
03-6501	TENEUCULA UNIFIED	111,907.58
03-6520	TENEUCULA UNIFIED B&I	7,378.61

COUNTY OF RIVERSIDE
 AUDITORS REPORT TO SCHOOLS
 REGARDING JOURNAL VOUCHER TRANSFER
 FROM TAX APPORTIONMENT
 11/30/2016

THE COUNTY OF RIVERSIDE, OFFICE OF THE AUDITOR-CONTROLLER, HAS APPROVED THE FOLLOWING
 GENERAL LEDGER TRANSFERS TO SCHOOL ACCOUNTS, DUE TO TAX APPORTIONMENT:

REVENUE DISTRICT	DISTRICT NAME	AMOUNT
03-8001	VAL VERDE UNIFIED	\$ 30,950.15
03-8601	PERRIS UNION HS	\$ 55,864.21
03-9001	DESERT COMMUNITY COLLEGE	\$ 60,895.34
03-9101	RIVERSIDE CITY COMMUNITY COLLEGE	\$ 85,133.14
03-9201	MT SAN JACINTO JR COLLEGE	\$ 64,613.91
03-9830	ELSINORE AREA ELEM SCHOOL FUND	\$ 44,743.54
03-9831	PERRIS AREA ELEM SCHOOL FUND	\$ 31,609.31
03-9832	PERRIS JR HIGH AREA FUND	\$ 21,040.71
03-9896	RIVERSIDE CO OFC OF EDUCATION	\$ 119,575.26
9001	TOTAL FOR 9001	\$ 1,483,801.07

BY,



 AUTHORIZED SIGNATURE

11/30/16

 DATE

FOR: 2016-2017 HOMEOWNERS 15% SH1

TRANSFER NUMBER: SH111302016

SCHOOLS TRANSFER TOTAL: \$ 1,483,801.07

COUNTY OF RIVERSIDE
 AUDITORS REPORT TO CORONA/NORCO SCHOOLS
 REGARDING JOURNAL VOUCHER TRANSFER
 FROM TAX APPORTIONMENT
 11/30/2016

THE COUNTY OF RIVERSIDE, OFFICE OF THE AUDITOR-CONTROLLER, HAS APPROVED THE FOLLOWING
 GENERAL LEDGER TRANSFERS TO SCHOOL ACCOUNTS, DUE TO TAX APPORTIONMENT:

REVENUE DISTRICT	DISTRICT NAME	AMOUNT
03-1701	CORONA NORCO UNIFIED SCHOOL	\$ 218,418.18

BY,



 AUTHORIZED SIGNATURE

11/30/16

 DATE

FOR: 2016-2017 HOMEOWNERS 15% SH1

TRANSFER NUMBER: SH111302016

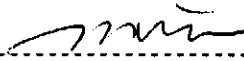
SCHOOLS TRANSFER TOTAL: \$ 218,418.18

COUNTY OF RIVERSIDE
 AUDITORS REPORT TO CORONA/NORCO SCHOOLS
 REGARDING JOURNAL VOUCHER TRANSFER
 FROM TAX APPORTIONMENT
 11/30/2016

THE COUNTY OF RIVERSIDE, OFFICE OF THE AUDITOR-CONTROLLER, HAS APPROVED THE FOLLOWING
 GENERAL LEDGER TRANSFERS TO SCHOOL ACCOUNTS, DUE TO TAX APPORTIONMENT:

REVENUE DISTRICT	DISTRICT NAME	AMOUNT
03-1701	CORONA NORCO UNIFIED SCHOOL	\$ 218,418.18

BY,



 AUTHORIZED SIGNATURE

11/30/16

 DATE

FOR: 2016-2017 HOMEOWNERS 15% SHI

TRANSFER NUMBER: SH111302016


SCHOOLS TRANSFER TOTAL: \$ 218,418.18

COUNTY OF RIVERSIDE
 AUDITORS REPORT TO MORENO VALLEY SCHOOLS
 REGARDING JOURNAL VOUCHER TRANSFER
 FROM TAX APPORTIONMENT
 11/30/2016

THE COUNTY OF RIVERSIDE, OFFICE OF THE AUDITOR-CONTROLLER, HAS APPROVED THE FOLLOWING
 GENERAL LEDGER TRANSFERS TO SCHOOL ACCOUNTS, DUE TO TAX APPORTIONMENT:

REVENUE DISTRICT	DISTRICT NAME	AMOUNT
03-4201	MORENO VALLEY UNIFIED SCHOOL	\$ 63,870.05

BY,



 AUTHORIZED SIGNATURE

11/30/16

 DATE

FOR: 2016-2017 HOMEOWNERS 15% SH1

TRANSFER NUMBER: SH111302016

SCHOOLS TRANSFER TOTAL: \$ 63,870.05

AGENCY REPORT WHERE REMITTANCE ADVICE = N . FOR APPORTIONMENT: 2016-2017 HOMEOWNERS 15% SH1

11/30/2016

TO: 0000000003 - MORENO VALLEY UNIFIED SCHOOL . THIS REPORT IS FOR THE AUDITOR. IT LISTS THE AGENCIES THAT DID NOT RECEIVE
 WARRANTS FOR: THE PAYMENT OF TAXES AS STATED BELOW, FOR: 2016-2017 HOMEOWNERS 15% SH1

ACCOUNT NAME	ACCOUNT NUMBER	GENERAL PURPOSE	DEBT SERVICE	PENALTY/ REDEVELOPMENT	APPORTIONMENT ADJUSTMENTS	QTR PERCENT CHARGE	NET APPORTION
MORENO VALLEY UNIFIED SCHOOL	03-4201	45349.41	18520.64	0.00	0.00	0.00	63870.05
***** GRAND TOTALS		45349.41	18520.64	0.00	0.00	0.00	63870.05
*** TOTAL DISTRIBUTION FOR AGENCY: 0000000003 - MORENO VALLEY UNIFIED SCHOOL							63,870.05

AGENCY REPORT WHERE REMITTANCE ADVICE = N . FOR APPORTIONMENT: 2016-2017 HOMEOWNERS 15% SH1

11/30/2016

TO: 0000000019 - CORONA NORCO UNIFIED SCHOOL . THIS REPORT IS FOR THE AUDITOR. IT LISTS THE AGENCIES THAT DID NOT RECEIVE WARRANTS FOR: THE PAYMENT OF TAXES AS STATED BELOW, FOR: 2016-2017 HOMEOWNERS 15% SH1

ACCOUNT NAME	ACCOUNT NUMBER	GENERAL PURPOSE	DEBT SERVICE	PENALTY/ REDEVELOPMENT	APPORTIONMENT ADJUSTMENTS	QTR PERCENT CHARGE	NET APPORTION
CORONA NORCO UNIFIED SCHOOL	03-1701	183061.61	35356.57	0.00	0.00	0.00	218418.18
***** GRAND TOTALS		183061.61	35356.57	0.00	0.00	0.00	218418.18
*** TOTAL DISTRIBUTION FOR AGENCY: 0000000019 - CORONA NORCO UNIFIED SCHOOL							218,418.18

DISTRICT NUMBER	DISTRICT NAME	TEETER(?)	GEN PURPOSE DISTRIBUTION	DEBT SERVICE DISTRIBUTION	PENALTY & REDEV ADJ	APPORTIONMENT ADJUSTMENTS	1/4 OF 1 PCNT ADJ	TOTAL APPORTIONED
03-0004	YUCAIPA UNIFIED SCHOOL	Y	3,296.60					3,296.60
03-0009	SAN BERNARDINO VLY COM COLLEGE	Y	601.33	480.01				1,081.34
03-0018	COLTON JOINT UNIFIED SCHOOL	Y	634.93	221.91				856.84
03-0501	ALVORD UNIFIED SCHOOL	Y	37,308.12	17,481.13				54,789.25
03-0801	BANNING UNIFIED SCHOOL	Y	12,310.81	6,394.96				18,705.77
03-1101	BEAUMONT UNIFIED SCHOOL	Y	28,815.33	6,821.46				35,636.79
03-1601	COACHELLA VALLEY UNIFIED SCHOO	Y	36,004.75	10,657.12				46,661.87
03-1701	CORONA NORCO UNIFIED SCHOOL	Y	183,061.61	35,356.57				218,418.18
03-2001	DESERT SANDS UNIFIED SCHOOL	Y	102,565.29	27,079.17				129,644.46
03-2201	DESERT CENTER UNIFIED SCHOOL	Y	1,843.28					1,843.28
03-2301	LAKE ELSINORE UNIFIED	Y	48,464.70					48,464.70
03-3201	HENET UNIFIED SCHOOL	Y	49,322.80	27,037.58				76,360.38
03-3601	JURUPA UNIFIED SCHOOL	Y	31,811.51	10,807.32				42,618.83
03-3901	NENIFEE SCHOOL	Y	4,969.14	5,084.07				10,053.21
03-4201	MORENO VALLEY UNIFIED SCHOOL	Y	45,349.41	18,520.64				63,870.05
03-4501	MURRIETA UNIFIED	Y	74,521.08					74,521.08
03-4520	MURRIETA UNIFIED B&I	Y		22,409.85				22,409.85
03-4701	NUVIEW SCHOOL	Y	1,444.90	842.29				2,287.19
03-5101	PALM SPRINGS UNIFIED SCHOOL	Y	71,382.59					71,382.59
03-5128	PALM SPRINGS UNIFIED B&I 1992-	Y		31,380.05				31,380.05
03-5301	PALO VERDE UNIFIED SCHOOL	Y	9,532.14	843.18				10,375.32
03-5401	PALO VERDE COMMUNITY COLLEGE	Y	1,667.01	479.38				2,146.39
03-5701	PERRIS SCHOOL	Y	1,940.29	2,107.72				4,048.01
03-5801	RIVERSIDE UNIFIED SCHOOL	Y	127,230.64	13,564.13				140,794.77
03-6101	ROMOLAND SCHOOL	Y	1,195.22					1,195.22
03-6301	SAN JACINTO UNIFIED SCHOOL	Y	14,936.37	6,537.33				21,473.70
03-6501	TEMECULA UNIFIED	Y	111,907.58					111,907.58
03-6520	TEMECULA UNIFIED B&I	Y		7,378.61				7,378.61
03-8001	VAL VERDE UNIFIED	Y	25,047.12	5,903.03				30,950.15
03-8601	PERRIS UNION HS	Y	40,679.53	15,184.68				55,864.21
03-9001	DESERT COMMUNITY COLLEGE	Y	47,754.44	13,140.90				60,895.34
03-9101	RIVERSIDE CITY COMMUNITY COLLE	Y	65,698.68	19,434.46				85,133.14
03-9201	MT SAN JACINTO JR COLLEGE	Y	48,126.77	16,487.14				64,613.91
03-9830	ELSINORE AREA ELEM SCHOOL FUND	Y	44,743.54					44,743.54
03-9831	PERRIS AREA ELEM SCHOOL FUND	Y	31,609.31					31,609.31
03-9832	PERRIS JR HIGH AREA FUND	Y	21,040.71					21,040.71
03-9896	RIVERSIDE CO OFC OF EDUCATION	Y	119,575.26					119,575.26
FUND CODE 03 TOTALS - TEETER			1,446,392.79	321,634.69				1,768,027.48
03 TOTALS - NON-TEETER								
FUND CODE 03 COMBINED TOTALS ****			1446,392.79	321,634.69				1768,027.48
04-1110	RIV CO REGIONAL PARK & OPEN SP	Y	8,446.77				-21.12	8,425.65
04-1351	FLOOD CONTROL ADMIN	Y	6,164.27				-15.41	6,148.86
04-1361	FLOOD CONTROL ZN 1	Y	13,043.18				-32.61	13,010.57
04-1362	FLOOD CONTROL ZN 2	Y	23,315.74				-58.29	23,257.45
04-1363	FLOOD CONTROL ZN 3	Y	3,066.82				-7.67	3,059.15
04-1364	FLOOD CONTROL ZN 4	Y	23,793.89				-59.48	23,734.41
04-1365	FLOOD CONTROL ZN 5	Y	5,118.22				-12.80	5,105.42
04-1366	FLOOD CONTROL ZN 6	Y	6,784.95				-16.96	6,767.99
04-1367	FLOOD CONTROL ZN 7	Y	7,854.63				-19.64	7,834.99
04-1701	CSA 1 *	Y	6.73				-.02	6.71
04-1702	COUNTY SERVICE AREA 2 *	Y	.46					.46
04-1713	COUNTY SERVICE AREA 12 *	Y	1.58					1.58