

COUNTY OF RIVERSIDE
 AUDITORS REPORT TO SCHOOLS
 REGARDING JOURNAL VOUCHER TRANSFER
 FROM TAX APPORTIONMENT
 05/31/2018

THE COUNTY OF RIVERSIDE, OFFICE OF THE AUDITOR-CONTROLLER, HAS APPROVED THE FOLLOWING
 GENERAL LEDGER TRANSFERS TO SCHOOL ACCOUNTS, DUE TO TAX APPORTIONMENT:


REVENUE DISTRICT	DISTRICT NAME	AMOUNT
03-0004	YUCAIPA UNIFIED SCHOOL	\$ 362,722.78
03-0501	ALVORD UNIFIED SCHOOL	\$ 6,277,396.80
03-0801	BANNING UNIFIED SCHOOL	\$ 990,785.81
03-1101	BEAUMONT UNIFIED SCHOOL	\$ 1,139,225.15
03-1601	COACHELLA VALLEY UNIFIED SCHOOL	\$ 8,220,599.21
03-2001	DESERT SANDS UNIFIED SCHOOL	\$ 25,232,906.32
03-2201	DESERT CENTER UNIFIED SCHOOL	\$ 7,928.39
03-2301	LAKE ELSINORE UNIFIED	\$ 3,518,458.41
03-3201	HENET UNIFIED SCHOOL	\$ 3,504,382.49
03-3601	JURUPA UNIFIED SCHOOL	\$ 9,672,896.05
03-3901	MENIFEE SCHOOL	\$ 40,064.38
03-4501	MURRIETA UNIFIED	\$ 1,159,242.93
03-4520	MURRIETA UNIFIED B&I	\$ 36,211.26
03-4701	NUVIEW SCHOOL	\$ 77,916.70
03-5101	PALM SPRINGS UNIFIED SCHOOL	\$ 11,650,036.61
03-5128	PALM SPRINGS UNIFIED B&I 1992-A	\$ 271,943.14
03-5301	PALO VERDE UNIFIED SCHOOL	\$ 1,044,160.78
03-5401	PALO VERDE COMMUNITY COLLEGE	\$ 182,600.16
03-5701	PERRIS SCHOOL	\$ 194,621.16
03-5801	RIVERSIDE UNIFIED SCHOOL	\$ 12,032,227.13
03-6101	ROMOLAND SCHOOL	\$ 72,152.32
03-6301	SAN JACINTO UNIFIED SCHOOL	\$ 1,429,324.20
03-6501	TENECULA UNIFIED	\$ 1,900,565.10
03-6520	TENECULA UNIFIED B&I	\$ 7,413.06

COUNTY OF RIVERSIDE
 AUDITORS REPORT TO CORONA/NORCO SCHOOLS
 REGARDING JOURNAL VOUCHER TRANSFER
 FROM TAX APPORTIONMENT
 05/31/2018

THE COUNTY OF RIVERSIDE, OFFICE OF THE AUDITOR-CONTROLLER, HAS APPROVED THE FOLLOWING
 GENERAL LEDGER TRANSFERS TO SCHOOL ACCOUNTS, DUE TO TAX APPORTIONMENT:

REVENUE DISTRICT	DISTRICT NAME	AMOUNT
03-1701	CORONA NORCO UNIFIED SCHOOL	\$ 8,326,621.38

BY,



 AUTHORIZED SIGNATURE

5/31/18

 DATE

FOR: J26 RPTTF DISTRIBUTION AJ26AL

TRANSFER NUMBER: J2605312018

SCHOOLS TRANSFER TOTAL: \$ 8,326,621.38

AGENCY REPORT WHERE REMITTANCE ADVICE = N . FOR APPORTIONMENT: J26 RPTTF DISTRIBUTION AJ26AL

05/31/2018

TO: 0000000019 - CORONA NORCO UNIFIED SCHOOL . THIS REPORT IS FOR THE AUDITOR. IT LISTS THE AGENCIES THAT DID NOT RECEIVE WARRANTS FOR: THE PAYMENT OF TAXES AS STATED BELOW, FOR: J26 RPTTF DISTRIBUTION AJ26AL

ACCOUNT NAME	ACCOUNT NUMBER	GENERAL PURPOSE	DEBT SERVICE	PENALTY/ REDEVELOPMENT	APPORTIONMENT ADJUSTMENTS	QTR PERCENT CHARGE	NET APPORTION
CORONA NORCO UNIFIED SCHOOL	03-1701	0.00	0.00	0.00	8326621.38	0.00	8326621.38
***** GRAND TOTALS		0.00	0.00	0.00	8326621.38	0.00	8326621.38
*** TOTAL DISTRIBUTION FOR AGENCY: 0000000019 - CORONA NORCO UNIFIED SCHOOL							8,326,621.38

APPORTIONMENT ADJUSTMENT SUMMARY FOR: J26 RPTTF DISTRIBUTION AJ26AL 2018151

05/31/2018

TO: 0000000019 CORONA NORCO UNIFIED SCHOOL

LEGEND OF ADJUSTMENT CODES:


- 469 = RPTTF PASS THRU - PTR
- 470 = RPTTF PASS THRU - FAC
- 471 = RPTTF RESIDUAL PTR HS34188
- 477 = RPTTF DEBT DISTRIBUTION
- 492 = ERAF PASS THRU - FAC
- 493 = ERAF PASS THRU - PTR
- 494 = ERAF RESIDUAL - PTR

COUNTY OF RIVERSIDE
AUDITORS REPORT TO MORENO VALLEY SCHOOLS
REGARDING JOURNAL VOUCHER TRANSFER
FROM TAX APPORTIONMENT
05/31/2018

THE COUNTY OF RIVERSIDE, OFFICE OF THE AUDITOR-CONTROLLER, HAS APPROVED THE FOLLOWING
GENERAL LEDGER TRANSFERS TO SCHOOL ACCOUNTS, DUE TO TAX APPORTIONMENT:

REVENUE DISTRICT	DISTRICT NAME	AMOUNT
03-4201	MORENO VALLEY UNIFIED SCHOOL	* 4,747,216.49

BY,



AUTHORIZED SIGNATURE

5/31/18

DATE

FOR: J26 RPTTF DISTRIBUTION AJ26AL

TRANSFER NUMBER: J2605312018

SCHOOLS TRANSFER TOTAL: \$ 4,747,216.49

AGENCY REPORT WHERE REMITTANCE ADVICE = N . FOR APPORTIONMENT: J26 RPTTF DISTRIBUTION AJ26AL

05/31/2018

TO: 0000000003 - MORENO VALLEY UNIFIED SCHOOL . THIS REPORT IS FOR THE AUDITOR. IT LISTS THE AGENCIES THAT DID NOT RECEIVE WARRANTS FOR: THE PAYMENT OF TAXES AS STATED BELOW, FOR: J26 RPTTF DISTRIBUTION AJ26AL

ACCOUNT NAME	ACCOUNT NUMBER	GENERAL PURPOSE	DEBT SERVICE	PENALTY/ REDEVELOPMENT	APPORTIONMENT ADJUSTMENTS	QTR PERCENT CHARGE	NET APPORTION
MORENO VALLEY UNIFIED SCHOOL	03-4201	0.00	0.00	0.00	4747216.49	0.00	4747216.49
***** GRAND TOTALS		0.00	0.00	0.00	4747216.49	0.00	4747216.49
*** TOTAL DISTRIBUTION FOR AGENCY: 0000000003 - MORENO VALLEY UNIFIED SCHOOL							4,747,216.49

APPORTIONMENT ADJUSTMENT SUMMARY FOR: J26 RPTTF DISTRIBUTION AJ26AL 2018151

05/31/2018

TO: 0000000003 MORENO VALLEY UNIFIED SCHOOL

LEGEND OF ADJUSTMENT CODES:

- 469 = RPTTF PASS THRU - PTR
- 470 = RPTTF PASS THRU - FAC
- 471 = RPTTF RESIDUAL PTR HS34188
- 477 = RPTTF DEBT DISTRIBUTION
- 492 = ERAF PASS THRU - FAC
- 493 = ERAF PASS THRU - PTR
- 494 = ERAF RESIDUAL - PTR

AGENCY REPORT WHERE REMITTANCE ADVICE = N . FOR APPORTIONMENT: J26 RPTTF DISTRIBUTION AJ26AL

05/31/2018

TO: 0000026945 - RIVERSIDE CO OFFICE OF ED . THIS REPORT IS FOR THE AUDITOR. IT LISTS THE AGENCIES THAT DID NOT RECEIVE
 WARRANTS FOR: THE PAYMENT OF TAXES AS STATED BELOW, FOR: J26 RPTTF DISTRIBUTION AJ26AL

ACCOUNT NAME	ACCOUNT NUMBER	GENERAL PURPOSE	DEBT SERVICE	PENALTY/ REDEVELOPMENT	APPORTIONMENT ADJUSTMENTS	QTR PERCENT CHARGE	NET APPORTION
YUCAIPA UNIFIED SCHOOL	03-0004	0.00	0.00	0.00	362722.78	0.00	362722.78
ALVORD UNIFIED SCHOOL	03-0501	0.00	0.00	0.00	6277396.80	0.00	6277396.80
BANNING UNIFIED SCHOOL	03-0801	0.00	0.00	0.00	990785.81	0.00	990785.81
BEAUMONT UNIFIED SCHOOL	03-1101	0.00	0.00	0.00	1139225.15	0.00	1139225.15
COACHELLA VALLEY UNIFIED SCHOOL	03-1601	0.00	0.00	0.00	8220599.21	0.00	8220599.21
DESERT SANDS UNIFIED SCHOOL	03-2001	0.00	0.00	0.00	25232906.32	0.00	25232906.32
DESERT CENTER UNIFIED SCHOOL	03-2201	0.00	0.00	0.00	7928.39	0.00	7928.39
LAKE ELSINORE UNIFIED	03-2301	0.00	0.00	0.00	3518458.41	0.00	3518458.41
HEMET UNIFIED SCHOOL	03-3201	0.00	0.00	0.00	3504382.49	0.00	3504382.49
JURUPA UNIFIED SCHOOL	03-3601	0.00	0.00	0.00	9672896.05	0.00	9672896.05
MENIFEE SCHOOL	03-3901	0.00	0.00	0.00	40064.38	0.00	40064.38
MURRIETA UNIFIED	03-4501	0.00	0.00	0.00	1159242.93	0.00	1159242.93
MURRIETA UNIFIED B&I	03-4520	0.00	0.00	0.00	36211.26	0.00	36211.26
MUVIEW SCHOOL	03-4701	0.00	0.00	0.00	77916.70	0.00	77916.70
PALM SPRINGS UNIFIED SCHOOL	03-5101	0.00	0.00	0.00	11650036.61	0.00	11650036.61
PALM SPRINGS UNIFIED B&I 1992-A	03-5128	0.00	0.00	0.00	271943.14	0.00	271943.14
PALO VERDE UNIFIED SCHOOL	03-5301	0.00	0.00	0.00	1044160.78	0.00	1044160.78
PALO VERDE COMMUNITY COLLEGE	03-5401	0.00	0.00	0.00	182600.16	0.00	182600.16
*** PAGE TOTALS:		0.00	0.00	0.00	73389477.37	0.00	73389477.37

AGENCY REPORT WHERE REMITTANCE ADVISE = N . FOR APPORTIONMENT: J26 RPTTF DISTRIBUTION AJ26AL

05/31/2018

TO: 0000026945 - RIVERSIDE CO OFFICE OF ED . THIS REPORT IS FOR THE AUDITOR. IT LISTS THE AGENCIES THAT DID NOT RECEIVE
 WARRANTS FOR: THE PAYMENT OF TAXES AS STATED BELOW, FOR: J26 RPTTF DISTRIBUTION AJ26AL

ACCOUNT NAME	ACCOUNT NUMBER	GENERAL PURPOSE	DEBT SERVICE	PENALTY/ REDEVELOPMENT	APPORTIONMENT ADJUSTMENTS	QTR PERCENT CHARGE	NET APPORTION
PERRIS SCHOOL	03-5701	0.00	0.00	0.00	194621.16	0.00	194621.16
RIVERSIDE UNIFIED SCHOOL	03-5801	0.00	0.00	0.00	12032227.13	0.00	12032227.13
ROMOLAND SCHOOL	03-6101	0.00	0.00	0.00	72152.32	0.00	72152.32
SAN JACINTO UNIFIED SCHOOL	03-6301	0.00	0.00	0.00	1429324.20	0.00	1429324.20
TEMECULA UNIFIED	03-6501	0.00	0.00	0.00	1900565.10	0.00	1900565.10
TEMECULA UNIFIED B&I	03-6520	0.00	0.00	0.00	7413.06	0.00	7413.06
VAL VERDE UNIFIED	03-8001	0.00	0.00	0.00	2211965.87	0.00	2211965.87
PERRIS UNION HS	03-8601	0.00	0.00	0.00	1228113.40	0.00	1228113.40
DESERT COMMUNITY COLLEGE	03-9001	0.00	0.00	0.00	10144224.69	0.00	10144224.69
RIVERSIDE CITY COMMUNITY COLLEGE	03-9101	0.00	0.00	0.00	6006663.74	0.00	6006663.74
MT SAN JACINTO JR COLLEGE	03-9201	0.00	0.00	0.00	1771745.78	0.00	1771745.78
ELSINORE AREA ELEM SCHOOL FUND	03-9830	0.00	0.00	0.00	1420700.21	0.00	1420700.21
PERRIS AREA ELEM SCHOOL FUND	03-9831	0.00	0.00	0.00	1449665.91	0.00	1449665.91
PERRIS JR HIGH AREA FUND	03-9832	0.00	0.00	0.00	946694.06	0.00	946694.06
RIVERSIDE CO OFC OF EDUCATION	03-9896	0.00	0.00	0.00	11581676.43	0.00	11581676.43
***** GRAND TOTALS		0.00	0.00	0.00	125787230.43	0.00	125787230.43

*** TOTAL DISTRIBUTION FOR AGENCY: 0000026945 - RIVERSIDE CO OFFICE OF ED

125,787,230.43

APPORTIONMENT ADJUSTMENT SUMMARY FOR: J26 RPTTF DISTRIBUTION AJ26AL 2018151

05/31/2018

TQ: 0000026945 PALM SPRINGS UNIFIED SCHOOL

ACCOUNT NUMBER	ADJUST. CODE	AMOUNT	ACCOUNT NUMBER	ADJUST. CODE	AMOUNT	ACCOUNT NUMBER	ADJUST. CODE	AMOUNT		
03-0004	469	10,209.77	I	03-2001	469	257,778.75	I	03-3901	469	4,123.46
	470	72,327.35	I		470	10,550,024.12	I		470	5,399.55
	471	224,320.69	I		471	9,080,650.77	I		471	16,182.48
	492	4,086.39	I		477	133,861.73	I		477	4,099.38
	493	1,928.58	I		492	174,710.47	I		492	2,187.12
	494	49,850.00	I		493	90,537.03	I		493	1,670.23
		-----	I		494	4,945,343.45	I		494	6,402.16
TOTAL		362,722.78	I	TOTAL		25,232,906.32	I	TOTAL		40,064.38
03-0501	469	587,217.81	I	03-2201	470	2,251.49	I	03-4501	469	143,883.11
	470	768,943.40	I		471	4,078.34	I		470	223,828.62
	471	2,954,216.78	I		494	1,598.56	I		471	517,890.95
	477	174,080.72	I			-----	I		492	61,119.82
	492	257,012.03	I	TOTAL		7,928.39	I		493	44,936.71
	493	196,271.97	I			-----	I		494	167,583.72
	494	1,339,654.09	I	03-2301	469	142,903.67	I	TOTAL		1,159,242.93
		-----	I		470	545,472.32	I			-----
TOTAL		6,277,396.80	I		471	1,806,924.10	I			-----
03-0801	469	46,759.45	I		477	13,198.72	I	03-4520	477	36,211.26
	470	292,207.23	I		492	37,071.46	I			-----
	471	396,308.99	I		493	28,310.30	I	TOTAL		36,211.26
	477	10,351.38	I		494	944,577.84	I			-----
	492	42,060.64	I			-----	I	03-4701	469	8,580.53
	493	24,209.34	I	TOTAL		3,518,458.41	I		470	9,348.97
	494	178,888.78	I			-----	I		471	34,424.86
		-----	I	03-3201	469	62,170.33	I		477	4,580.42
TOTAL		990,785.81	I		470	1,807,018.52	I		492	2,695.33
03-1101	469	10,175.19	I		471	571,271.99	I		493	3,500.16
	470	248,191.46	I		477	47,283.63	I		494	14,786.43
	471	529,066.69	I		492	80,359.06	I			-----
	477	7,602.34	I		493	29,982.87	I	TOTAL		77,916.70
	492	3,003.98	I		494	906,296.09	I			-----
	493	2,294.04	I			-----	I	03-5101	469	301,856.22
	494	338,891.45	I	TOTAL		3,504,382.49	I		470	4,707,951.18
		-----	I			-----	I		471	4,266,952.01
TOTAL		1,139,225.15	I	03-3601	469	790,397.49	I		492	176,518.69
03-1601	469	146,605.45	I		470	2,094,034.15	I		493	96,031.34
	470	2,180,252.09	I		471	4,185,459.09	I		494	2,100,727.17
	471	3,823,360.90	I		477	150,610.47	I			-----
	477	72,880.45	I		492	325,205.48	I	TOTAL		11,650,036.61
	492	128,714.34	I		493	207,258.27	I			-----
	493	6,062.46	I		494	1,919,931.10	I			-----
	494	1,862,723.52	I			-----	I			-----
		-----	I	TOTAL		9,672,896.05	I			-----
TOTAL		8,220,599.21	I			-----	I			-----

APPORTIONMENT ADJUSTMENT SUMMARY FOR: J26 RPTTF DISTRIBUTION AJ26AL 2018151

05/31/2018

TO: 0000026945 PERRIS AREA ELEM SCHOOL FUND

ACCOUNT NUMBER	ADJUST. CODE	AMOUNT	ACCOUNT NUMBER	ADJUST. CODE	AMOUNT	ACCOUNT NUMBER	ADJUST. CODE	AMOUNT			
03-5128	477	271,943.14	I	03-6101	469	6,041.21	I	03-9001	469	145,098.20	
		-----	I		470	11,015.87	I		470	3,949,812.84	
TOTAL		271,943.14	I		471	35,291.51	I		471	3,786,712.45	
			I		492	2,791.31	I		477	152,684.40	
03-5301	469	74,938.70	I		493	2,422.99	I		492	103,779.97	
	470	192,618.31	I		494	14,589.43	I		493	53,217.42	
	471	555,413.92	I		-----	-----	I		494	1,952,919.41	
	477	757.23	I	TOTAL		72,152.32	I		-----	-----	
	492	26,052.33	I		03-6301	470	457,057.42	I	TOTAL	10,144,224.69	
	493	17,783.51	I		471	497,218.91	I		03-9101	469	475,290.23
	494	176,596.78	I		477	34,026.54	I		470	1,121,657.01	
TOTAL		1,044,160.78	I		492	15,733.68	I		471	2,658,638.39	
			I		494	425,287.65	I		477	158,750.40	
03-5401	469	14,376.85	I	TOTAL		1,429,324.20	I		492	167,106.33	
	470	25,807.64	I		03-6501	470	962,834.92	I		493	126,856.44
	471	103,738.51	I		471	585,307.21	I		494	1,298,364.94	
	477	127.30	I		492	3,199.29	I		-----	-----	
	492	4,254.48	I		494	349,223.68	I		TOTAL	6,006,663.74	
	493	3,411.72	I		-----	-----	I		03-9201	469	106,604.33
	494	30,883.66	I	TOTAL		1,900,565.10	I		470	378,377.99	
TOTAL		182,600.16	I		03-6520	477	7,413.06	I	471	774,197.82	
			I		-----	-----	I		477	41,389.52	
03-5701	469	18,958.69	I		TOTAL	7,413.06	I		492	36,026.80	
	470	47,161.96	I		03-8001	469	190,823.17	I		493	28,603.85
	471	64,717.81	I		470	603,470.40	I		494	406,545.47	
	477	9,125.47	I		471	751,465.79	I		-----	-----	
	492	9,354.92	I		477	96,995.33	I		TOTAL	1,771,745.78	
	493	6,146.32	I		492	94,283.96	I		03-9830	469	63,938.87
	494	39,155.99	I		493	45,275.76	I		470	369,785.06	
TOTAL		194,621.16	I		494	429,651.46	I		471	631,126.46	
			I		-----	-----	I		492	22,576.20	
03-5801	469	725,907.35	I		TOTAL	2,211,965.87	I		493	16,846.78	
	470	1,505,779.38	I		03-8601	469	119,448.96	I	494	316,426.84	
	471	6,539,824.83	I		470	201,239.24	I		-----	-----	
	477	151,024.79	I		471	545,731.12	I		TOTAL	1,420,700.21	
	492	313,981.07	I		477	28,408.66	I		03-9831	469	135,481.41
	493	216,806.91	I		492	44,643.73	I		470	355,488.02	
	494	2,578,902.80	I		493	46,740.13	I		471	552,836.43	
TOTAL		12,032,227.13	I		494	241,901.56	I		492	70,201.87	
			I		-----	-----	I		493	42,160.67	
			I		TOTAL	1,228,113.40	I		494	293,497.51	
			I		-----	-----	I		-----	-----	
			I		TOTAL	1,228,113.40	I		TOTAL	1,449,665.91	

APPORTIONMENT ADJUSTMENT SUMMARY FOR: J26 RPTTF DISTRIBUTION AJ26AL 2018151

05/31/2018

TO: 0000026945 RIVERSIDE CO OFC OF EDUCATION

ACCOUNT NUMBER	ADJUST. CODE	AMOUNT	ACCOUNT NUMBER	ADJUST. CODE	AMOUNT	ACCOUNT NUMBER	ADJUST. CODE	AMOUNT
03-9832	469	90,300.35						
	470	201,646.30						
	471	401,994.01						
	492	32,964.57						
	493	28,105.19						
	494	191,683.64						

TOTAL		946,694.06						
03-9896	469	232,949.84						
	470	3,844,241.16						
	471	4,685,772.40						
	492	306,046.29						
	493	59,935.97						
	494	2,452,730.77						

TOTAL		11,581,676.43						

APPORTIONMENT ADJUSTMENT SUMMARY FOR: J26 RPTTF DISTRIBUTION AJ26AL 2018151

05/31/2018

TO: 0000026945 RIVERSIDE CO OFC OF EDUCATION

LEGEND OF ADJUSTMENT CODES:

- 469 = RPTTF PASS THRU - PTR
- 470 = RPTTF PASS THRU - FAC
- 471 = RPTTF RESIDUAL PTR HS34188
- 477 = RPTTF DEBT DISTRIBUTION
- 492 = ERAF PASS THRU - FAC
- 493 = ERAF PASS THRU - PTR
- 494 = ERAF RESIDUAL - PTR

COUNTY OF RIVERSIDE
 **** PAYMENT VOUCHER REPORT ****
 ** ELECTRONIC FILE TRANSFER **
 **** WARRANT OVER \$600,000 ****

05/31/2018


FUND	AGENCY	ACCT NBR	ITEM DESCRIPTION	AGENCY CODE	AGENCY NAME	WARRANT AMOUNT
69006	1300100000	208100	APPORTMT J26 0000026953	BANNING REDEVELOPMENT AGENC		2,096,410.00
69006	1300100000	208100	APPORTMT J26 0000026976	CITY OF CATHEDRAL CITY		1,348,228.15
69006	1300100000	208100	APPORTMT J26 0000026984	CITY OF COACHELLA		1,040,293.22
69006	1300100000	208100	APPORTMT J26 0000026988	CITY OF CORONA		1,404,026.42
69006	1300100000	208100	APPORTMT J26 0000026989	CORONA REDEVELOPMENT AGENCY		6,098,381.00
69006	1300100000	208100	APPORTMT J26 0000026997	CITY OF LAKE ELSINORE		680,599.80
69006	1300100000	208100	APPORTMT J26 0000027000	HENET REDEVELOPMENT AGENCY		799,880.00
69006	1300100000	208100	APPORTMT J26 0000027001	CITY OF INDIAN WELLS		4,694,591.74
69006	1300100000	208100	APPORTMT J26 0000027004	INDIO REDEVELOPMENT AGENCY		3,376,081.00
69006	1300100000	208100	APPORTMT J26 0000027006	SA LA QUINTA RDV AGENCY		12,952,730.00
69006	1300100000	208100	APPORTMT J26 0000027007	CITY OF MORENO VALLEY		932,825.67
69006	1300100000	208100	APPORTMT J26 0000027008	SA MORENO VALLEY RDV AGENCY		2,539,701.00
69006	1300100000	208100	APPORTMT J26 0000027010	NORCO REDEVELOPMENT AGENCY		3,377,484.00
69006	1300100000	208100	APPORTMT J26 0000027013	PALM DESERT REDEVELOPMENT		15,613,405.00
69006	1300100000	208100	APPORTMT J26 0000027015	PALM SPRINGS REDEVELOPMENT		3,105,257.00
69006	1300100000	208100	APPORTMT J26 0000027017	CITY OF PERRIS		672,265.38
69006	1300100000	208100	APPORTMT J26 0000027018	SA PERRIS RDV AGENCY		3,619,678.00
69006	1300100000	208100	APPORTMT J26 0000027021	CITY OF RIVERSIDE		4,074,791.10
69006	1300100000	208100	APPORTMT J26 0000027022	RIVERSIDE REDEVELOPMENT AGE		8,348,211.00
69006	1300100000	208100	APPORTMT J26 0000027027	TEMECULA REDEVELOPMENT AGEN		2,796,293.00
69006	1300100000	208100	APPORTMT J26 0000027028	MARCH JOINT POWERS RDA		2,501,565.00

COUNTY OF RIVERSIDE
**** PAYMENT VOUCHER REPORT ****
** ELECTRONIC FILE TRANSFER **
**** WARRANT OVER \$600,000 ****

05/31/2018

FUND	AGENCY	ACCT NBR	ITEM DESCRIPTION	AGENCY CODE	AGENCY NAME	WARRANT AMOUNT
69006	1300100000	208100	APPORTMT J26 0000027050	DESERT HEALTHCARE DIST		1,279,059.64
69006	1300100000	208100	APPORTMT J26 0000027060	COACHELLA VALLEY WATER DIST		8,992,967.34
69006	1300100000	208100	APPORTMT J26 0000027075	EASTERN MUNICIPAL WATER DIS		2,509,310.31
69006	1300100000	208100	APPORTMT J26 0000027084	ELSINORE VALLEY MUNICIPAL W		1,421,338.24
69006	1300100000	208100	APPORTMT J26 0000027087	WESTERN MUNICIPAL WATER DIS		1,664,088.16
69006	1300100000	208100	APPORTMT J26 0000032952	CITY OF LA QUINTA		1,036,267.20
69006	1300100000	208100	APPORTMT J26 0000033984	CITY OF PALM SPRINGS		1,773,471.64
69006	1300100000	208100	APPORTMT J26 0000044959	CATHEDRAL CITY REDEVELOPMEN		8,201,489.00
69006	1300100000	208100	APPORTMT J26 0000045252	RANCHO CALIFORNIA WATER DIS		621,219.75
69006	1300100000	208100	APPORTMT J26 0000045280	JURUPA COMMUNITY SERVICES		792,033.35
69006	1300100000	208100	APPORTMT J26 0000063328	MURRIETA REDEVELOPMENT		2,554,576.00
69006	1300100000	208100	APPORTMT J26 0000107200	CITY OF JURUPA VALLEY		987,653.94

*** REPORT TOTAL 113,906,172.05

BY:  5/31/18
 AUTHORIZED SIGNATURE DATE

FOR: J26 RPTTF DISTRIBUTION ACTUALJ26

TRANSACTION CODE: 368

TRANSFER TOTAL: 113,906,172.05

TRANSFER NUMBER:

RUN DATE- 05/31/2018

REDEVELOPMENT APPORTIONMENT- PERIOD 26

DISTRICT NUMBER	DISTRICT NAME	TETR FLAG	APPORT ADJUSTMTS	TOTAL APPORTIONED
03-0004	YUCAIPA UNIFIED SCHOOL	Y	362,722.78	362,722.78
03-0009	SAN BERNARDINO VLY COM COLLEGE	Y	53,256.80	53,256.80
03-0018	COLTON JOINT UNIFIED SCHOOL	Y	-46.78	-46.78
03-0501	ALVORD UNIFIED SCHOOL	Y	6,277,396.80	6,277,396.80
03-0801	BANNING UNIFIED SCHOOL	Y	990,785.81	990,785.81
03-1101	BEAUMONT UNIFIED SCHOOL	Y	1,139,225.15	1,139,225.15
03-1601	COACHELLA VALLEY UNIFIED SCHOOL	Y	8,220,599.21	8,220,599.21
03-1701	CORONA NORCO UNIFIED SCHOOL	Y	8,326,621.38	8,326,621.38
03-2001	DESERT SANDS UNIFIED SCHOOL	Y	25,232,906.32	25,232,906.32
03-2201	DESERT CENTER UNIFIED SCHOOL	Y	7,928.39	7,928.39
03-2301	LAKE ELSINORE UNIFIED	Y	3,518,458.41	3,518,458.41
03-3201	HEMET UNIFIED SCHOOL	Y	3,504,382.49	3,504,382.49
03-3601	JURUPA UNIFIED SCHOOL	Y	9,672,896.05	9,672,896.05
03-3901	MENIFEE SCHOOL	Y	40,064.38	40,064.38
03-4201	MORENO VALLEY UNIFIED SCHOOL	Y	4,747,216.49	4,747,216.49
03-4501	MURRIETA UNIFIED	Y	1,159,242.93	1,159,242.93
03-4520	MURRIETA UNIFIED B&I	Y	36,211.26	36,211.26
03-4701	NUVIEW SCHOOL	Y	77,916.70	77,916.70
03-5101	PALM SPRINGS UNIFIED SCHOOL	Y	11,650,036.61	11,650,036.61
03-5128	PALM SPRINGS UNIFIED B&I 1992-A	Y	271,943.14	271,943.14
03-5301	PALO VERDE UNIFIED SCHOOL	Y	1,044,160.78	1,044,160.78
03-5401	PALO VERDE COMMUNITY COLLEGE	Y	182,600.16	182,600.16
03-5701	PERRIS SCHOOL	Y	194,621.16	194,621.16
03-5801	RIVERSIDE UNIFIED SCHOOL	Y	12,032,227.13	12,032,227.13
03-6101	ROMOLAND SCHOOL	Y	72,152.32	72,152.32
03-6301	SAN JACINTO UNIFIED SCHOOL	Y	1,429,324.20	1,429,324.20
03-6501	TEMECULA UNIFIED	Y	1,900,565.10	1,900,565.10
03-6520	TEMECULA UNIFIED B&I	Y	7,413.06	7,413.06
03-8001	VAL VERDE UNIFIED	Y	2,211,965.87	2,211,965.87
03-8601	PERRIS UNION HS	Y	1,228,113.40	1,228,113.40
03-9001	DESERT COMMUNITY COLLEGE	Y	10,144,224.69	10,144,224.69
03-9101	RIVERSIDE CITY COMMUNITY COLLEGE	Y	6,006,663.74	6,006,663.74
03-9201	MT SAN JACINTO JR COLLEGE	Y	1,771,745.78	1,771,745.78
03-9830	ELSINORE AREA ELEM SCHOOL FUND	Y	1,420,700.21	1,420,700.21
03-9831	PERRIS AREA ELEM SCHOOL FUND	Y	1,449,665.91	1,449,665.91
03-9832	PERRIS JR HIGH AREA FUND	Y	946,694.06	946,694.06
03-9896	RIVERSIDE CO OFC OF EDUCATION	Y	11,581,676.43	11,581,676.43
FUND CODE 03 TOTALS - TEETER		Y	138,914,278.32	138,914,278.32
FUND CODE 03 TOTALS - NON-TEETER			0.00	0.00
FUND CODE 03 TOTALS - COMBINED			138,914,278.32	138,914,278.32