

Accounts Receivable Aging Reconciliation to the General Ledger



Robert E. Byrd, CGFM
County Auditor-Controller




Purpose of this Training

- Look at the Aging of Receivables as of February 28, 2010
- Review how to do a Maintenance Worksheet
- To give you the tools you need to reconcile your Accounts Receivable Aging to the General Ledger
 - What Queries are required
 - What steps to take to tie the AR sub-ledger to the GL ledger



AR Aging Balances as of February 2010

Current	31 to 60 days	61 to 90 days	91 to 120 days	121+	365+	Aging Total
404,958.51	32,416.39	503,359.95	1,101,820.11	29,254.95	145,745.09	2,217,555.00
18.26%	1.46%	22.70%	49.69%	1.32%	6.57%	100.00%



County of Riverside ■ Office of the Auditor-Controller

MAINTENANCE WORKSHEET

Accounts Receivable

Access accounts receivable.

Pending Items
Enter and review pending items.

- Online Items
- Review Items
- Change Pending Group Action

Payments
Enter, apply, and review payments and generate payment reports.

- Online Payments
- Apply Payments
- Direct Journal Payments
- 2 More...

Customer Accounts
Access Receivables customer accounts.

- Customer Information
- Item Information

Customer Interactions
Review and process customer actions, conversations, and correspondence.

- Statements

Receivables Maintenance
Process maintenance and transfer worksheets and perform automatic maintenance.

- Maintenance Worksheet

Receivables Analysis
Run the Receivables Aging process and generate reports.


- Aging
- Receivables Reports

Receivables Update
Run Receivables Update process, correct posting results, and unpost groups.

- Correct Posting Errors
- Posting Results-Pending Items
- Posting Results-Updated Items
- 2 More...

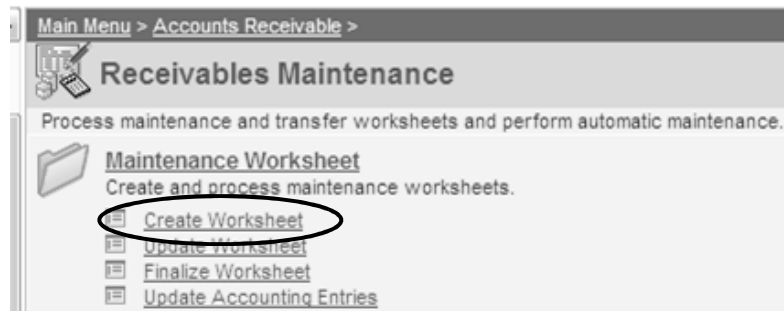
Cash Reconciliation
Treasurer Cash Reconciliation

- Daily Operations
- Interest Apportionment
- Reconciliation



County of Riverside ■ Office of the Auditor-Controller

MAINTENANCE WORKSHEET (Continued)



MAINTENANCE WORKSHEET (Continued)

1. Enter Business Unit
2. Click Add

The screenshot shows a form titled 'Worksheet Selection'. At the top, there are two tabs: 'Find an Existing Value' and 'Add a New Value'. Below the tabs, there are two input fields: 'Worksheet Business Unit:' with the value 'ACARC' and a search icon, and 'Worksheet ID:' with the value 'NEXT'. Below these fields is an 'Add' button. At the bottom of the form, there are two links: 'Find an Existing Value' and 'Add a New Value'.



MAINTENANCE WORKSHEET (Continued)

Customer Reference

Cust ID: AC-100000002026 Business Unit: ACARC

Name: Palm Springs Cemetery District

Hermit SetID: RIVCO Hermit Form ID: AC-100000002026

Corporate SetID: RIVCO Corporate ID: AC-100000002026 Rate

MCR ID: Link MCR: Account

Reference Criteria

Reference Criteria Name: Item Reference Customize Find View All

Restrict to: All Customers Qual Code Reference To Reference

Match Rule: Exact Match

Anchor Business Unit:

Item Inclusion Options

All Items Deduction Items Only Items In Dispute Only

Exclude Deduction Items Exclude Collection Items Exclude Dispute Items

Selection Filter

Accounting Date From: Accounting Date To:

Specialist: Deduction Reason: Broker ID:

Build Clear Created Date/Time: Number of Items in Worksheet: 0

1. Enter Cust ID. The customer information will populate.

2. Click Build



County of Riverside ■ Office of the Auditor-Controller

MAINTENANCE WORKSHEET (Continued)

Item Application

ARC Worksheet ID: 557 Currency: USD

Entry Type: Offset an Item Reason: Choice: Select

Item	Select	Item Balance	Currency	Item ID	Line	Type	Reas
1	<input checked="" type="checkbox"/>	92.91	USD	AC0000000244	1		
2	<input checked="" type="checkbox"/>	60.89	USD	AC0000000244	2		
3	<input checked="" type="checkbox"/>	-92.91	USD	AC0000000308	1		
4	<input checked="" type="checkbox"/>	-60.89	USD	AC0000000308	2		

Add Item Group View Revenue Distribut

Dr: 0.000 Cr: 0.000

Worksheet Selection Worksheet Application Worksheet Action

Save Return to Search Notify Refresh

1. Entry Type – Offset an Item
2. Select invoices that need to be adjusted. Must net to zero
3. Click Save
4. Click Worksheet Action



County of Riverside ■ Office of the Auditor-Controller

MAINTENANCE WORKSHEET (Continued)

Worksheet Action

Unit: ACARC Worksheet ID: 567 Accounting Date: 03/18/2008

Status: Do Not Post

Worksheet Action	Posting Action	Accounting Entry Action
Delete Worksheet	Action: Do Not Post [v] OK	Create/Review Entries
Delete Maintenance Group		

[Worksheet Selection](#) [Worksheet Application](#) Worksheet Action



County of Riverside ■ Office of the Auditor-Controller

MAINTENANCE WORKSHEET (Continued)

Worksheet Control Accounting Entries

Group Unit: ACARC Group ID: 567

Accounting Entries Find | View All | First 1 of 1

Item ID: AC0000000244 Line: 1
 Bus. Unit: ACARC Customer: AC-100000002026 SubCust1: SubCust2: Entry Type:
 Amount: -92.91 Currency: USD Reason:

Complete Return To Previous Panel

Distribution Lines customize | Find | View All | First 1 of 2 | Last

Line	GL Unit	Ledger Grp	Ledger	Amount	Account	Fund	Dept	Program	Class	Bud Ref	Project	Affiliate
2	RIV/CO		92.91		112100	51215	2900100000					
100	RIV/CO		-92.91		112100	51215	2900100000					

Lines: 2 DR: 92.91 Currency: USD CR: 92.91 Currency: USD Net:



County of Riverside ■ Office of the Auditor-Controller

MAINTENANCE WORKSHEET (Continued)

Worksheet Action

Unit: ACARC Worksheet ID: 567 Accounting Date: 03/18/2008

Status: Batch Standard

Worksheet Action	Posting Action	Accounting Entry Action
Delete Worksheet	Action: Batch Standard <input type="button" value="OK"/>	Create/Review Entries
Delete Maintenance Group		

Worksheet Selection Worksheet Application Worksheet Action



County of Riverside ■ Office of the Auditor-Controller

Peoplesoft Customized Queries Required

- GL Detail Query
 - AR_GL_DETAIL_QUERY
- AR Transactions by Customer Query
 - AR_TRANS_DETAIL_QUERY
- Billing Query
 - AR_BIB_DETAIL_QUERY
- AR Payments Query
 - AR_PAYMENTS_DETAIL_QUERY
- AR Maintenance Query
 - AR_MAINT_DETAIL_QUERY



12

County of Riverside ■ Office of the Auditor-Controller

Steps to Reconcile Accounts Receivable

- Run AR Aging by Chartfield
- Run General Ledger Detail Query
- Run AR Transaction by Customer
- Run Billing, Payment and Maintenance Queries



13

AR Aging

PeopleSoft Receivables Aging by CHARTFIELD 30-928-2010										Page: 4		
Report ID: R1W00/STD										Run D:		
Chartfield Parameters										Run T:		
Display Option: Include All												
Item	Line	As of	Type	Entry Reason	Terms	Total Selected Amount	Current	31-60	61-90	91-120	121+	365+
HS000000116	1	10/02/2002	IN		IMMED	3,565.00-						3,565.00-
												3,565.00-
												3,565.00-
Totals for DEPTID		4200600300				3,565.00-						3,565.00-
Totals for ACCOUNT		773210				3,565.00-						3,565.00-
Customer ID		HS-10000001978										
Customer Name												
HS000001359	1	06/17/2005	IN		IMMED	3,124.79						3,124.79
												3,124.79
												3,124.79
Totals for DEPTID		4200600300				3,124.79						3,124.79
Totals for ACCOUNT		773220				3,124.79						3,124.79
Total Receivables							Current	31-60	61-90	91-120	121+	365+
							404,958.51	32,416.39	502,359.95	1,101,820.11	29,254.95	345,745.09

**Grand Total AR Aging
2,217,555.00**



14

GL Detail by Account and Source Code Pivot Table

GL Detail by Account and Source Code				GL By Source Code	
Account	Description	Source	Total	Source	Total
112100	Accounts Receivable-System	ARM	(392,386.91)	ARD	(95,557.81)
		ARP	(5,753,833.58)		
		BIB	6,349,901.17		
		ONL	12,475.57		
112100 Total			216,156.25	ARM	(392,391.12)
118100	Due From Other Governments	CJ	(2,871.18)	ARP	(6,779,242.27)
		YE	0.00	BIB	9,443,211.98
118100 Total			(2,871.18)	CJ	(2,871.18)
118102	DFOG-Federal Grants	ONL	168,222.00	ONL	276,255.38
		YE	-	YE	0.00
118102 Total			168,222.00	Grand Total	2,449,404.98
118103	DFOG-Local Governments	ARD	(95,557.81)		
		ONL	95,557.81		
118103 Total			-		
118301	DFOG Federal System	BIB	231,186.00		
118301 Total			231,186.00		
118401	DFOG State System	BIB	502,225.29		
118401 Total			502,225.29		
118501	DFOG City System	ARM	(4.21)		
		ARP	(1,025,408.69)		
		BIB	2,359,899.52		
118501 Total			1,334,486.62		
Grand Total			2,449,404.98		

County of Riverside ■ Office of the Auditor-Controller

Start Reconciliation

GL Detail vs AR Aging			
Account	GL Detail	AR Aging	Variance
110100	-	48.00	(48.00)
112100	216,156.25	147,388.01	68,768.24
112600		2,661.29	(2,661.29)
118100	(2,871.18)	-	(2,871.18)
118101	-	-	-
118102	168,222.00		168,222.00
118103	-		-
118301	231,186.00	231,186.00	-
118401	502,225.29	502,225.29	-
118501	1,334,486.62	1,334,486.62	-
773210		(3,565.00)	3,565.00
773220		3,124.79	(3,124.79)
Grand Total	2,449,404.98	2,217,555.00	231,849.98

County of Riverside ■ Office of the Auditor-Controller

AR Aging Reconciled to GL Query

- Make sure you run the GL Detail Query for all AR Accounts (use 11%). 112100 is the Default but now we are trying to capture all amounts owed from other Governments. Do a pivot table on the GL Query by Account
 - Once you reconcile by account, then you can go further and reconcile by Dept ID. We are limiting our presentation to just account to get you started.
- Compare the two ending balances.
 - If there is a difference, start by identifying entries made to the AR system accounts which are not source codes belonging to AR
 - AR Source codes = AR, ARB, ARD, ARM, ARP, BIB and BIU
 - Balance forward source code from RIFMIS to Peoplesoft is BFD
 - Any other source codes are reconciling items.



17

County of Riverside ■ Office of the Auditor-Controller

AR Aging and Transaction Query Reconciled to GL Query

- If there is still a difference after subtracting out the reconciled source codes, then compare the AR transaction query to the GL query in detail.
 - Compare by:
 - Journal ID #
 - Payments
 - Billing
 - Write Offs
- Make JV ONL entries to reverse the non AR source codes from the system account 112100.



18

County of Riverside ■ Office of the Auditor-Controller

AR Aging and Transaction Query Reconciled to GL Query

- All AR Invoice and payment correcting entries should be made in the AR module. Make adjusting entries in the module as needed with either an invoice or a credit memo. These corrections are NOT sent to the customer, they are internal only.
- Reconciling the AR Aging to the GL can be a time consuming task if you have many transactions to research. You have to set aside dedicated time to do this and take it one step at a time.
 - You may want to break it down by fiscal year when looking for the difference to limit the number of transactions you are looking at.



19

County of Riverside ■ Office of the Auditor-Controller

Next Run the AR Transaction by Customer And make a Pivot Table

AR Trans Query by Entry Type		
Entry Type	Desc	Total
CR	Credit Memo	(589,637.52)
IN	Invoice	8,396,997.31
MC	Maintenance Credit	187.90
OA	On Account	(31,325.05)
PMT	Payment	(5,644,468.90)
WO	Write-Off	(7,040.46)
WOC	Write Off Credit	5,038.59
Grand Total		2,129,751.87



County of Riverside ■ Office of the Auditor-Controller

Find the diff between the AR Trans Query and the AR Aging

AR Aging By Customer		
As of February 28, 2010		
Current	404,958.51	18.26%
31 to 60 days	32,416.39	1.46%
61 to 90 days	503,359.95	22.70%
91 to 120 days	1,101,820.11	49.69%
121+	29,254.95	1.32%
365+	145,745.09	6.57%
Total AR Aging	2,217,555.00	100.00%
AR Aging Balance	2,217,555.00	
AR Trans by Customer	2,129,751.87	
Variance	87,803.13	

County of Riverside ■ Office of the Auditor-Controller

Compare AR Aging to AR Transaction Query

- There should be no difference between the AR Aging and the AR Transaction Query.
- If there is a difference, then you would compare the two reports by Customer to see which customer was off and which invoice was causing the out of balance.
- Once that is identified, you would research that invoice using the Billing Query and the AR Payment Query to see why it did not post properly to the aging or visa versa.
- Possible differences could be
 - The invoice was booked to a revenue account instead of a receivables account.
 - A payment was applied incorrectly.
 - An invoice or payment was never posted to the GL.
 - It can even be an OASIS problem in posting.



22

County of Riverside ■ Office of the Auditor-Controller

**Next Run the AR Transaction by Customer
and make a Pivot Table**

Customer	Name	CR	IN	MC	OA	PMT	WO	WOC	Grand Total	Per Aging	Variance
HS-100000001441	PETER RABBIT FARMS		36.00	0.00	(18.00)		(36.00)		(18.00)	0.00	(18.00)
HS-100000001817	Caltrans/Geotrans Inc		144.00	0.00	(144.00)		(18.00)		(18.00)	0.00	(18.00)
HS-100000000196	Carmen Vargas		197.00	0.00	(17.00)	(180.00)	(17.00)		(17.00)	0.00	(17.00)
HS-100000000859	Hits Inc		71.00	0.00		(71.00)	(17.00)		(17.00)	0.00	(17.00)
HS-100000000749	St. Anthony Trailer Park		116.00	0.00		(116.00)		0.00	0.00	8.00	(8.00)
HS-100000000634	Servando Sanchez		176.00	0.00	(36.00)	(72.00)	(50.00)		18.00	0.00	18.00
HS-100000000885	Valenzuela Camp		72.00	18.00		(72.00)			18.00	0.00	18.00
HS-100000001009	Jaime Garcia Ranch	(18.00)	288.00	0.00	(18.00)	(198.00)	(36.00)		18.00	0.00	18.00
HS-100000001565	Mary Rodriguez		108.00	18.00	(18.00)	(72.00)	(18.00)		18.00	0.00	18.00
HS-100000000980	Javier Campos		216.00			(144.00)	(18.00)		54.00	0.00	54.00
HS-100000001026	Jose Montoya		252.00	54.00	(36.00)	(216.00)			54.00	0.00	54.00
HS-100000001767	FERRIS UNION HIGH SCHOOL- 254		1,950.20	97.90	(669.55)	(1,280.65)			97.90	0.00	97.90
EH-000000200320	Riverside Community					140.00			140.00	0.00	140.00
HS-100000001978	HS600022 City of San Jacinto Animal Svcs	(46,100.07)	726,000.20	(0.00)		(663,103.38)			16,796.75	16,394.90	401.85
HS-100000000612	Desert Regional Medical	(544.00)	8,379.50	0.00		(7,468.50)		177.00	544.00	0.00	544.00
HS-100000000845	City of Rancho Mirage Animal Control	(97,088.72)	109,188.72	0.00		(12,100.00)			0.00	(50,058.20)	50,058.20
HS-100000002624	HS200032 State Water Resroe Cntrl Board		133,256.08			(133,256.08)			(0.00)	133,256.08	(133,256.08)
Grand Total		(589,637.52)	8,396,997.31	187.90	(31,325.05)	(5,644,468.90)	(7,040.46)	5,038.59	2,129,751.87	2,217,555.00	(87,803.13)

County of Riverside ■ Office of the Auditor-Controller

AR Reconciliation

At this point, some of you may be in balance but if not.... We will begin to break down the AR Trans Query into sections



County of Riverside ■ Office of the Auditor-Controller

Break down of AR Trans Query

OA	PMT	CR	IN	MC	WO	WOC	Grand Total
AR Payments		AR Billings		AR Maintenance			
(31,325.05)	(5,644,468.90)	(589,637.52)	8,396,997.31	187.90	(7,040.46)	5,038.59	2,129,751.87



County of Riverside ■ Office of the Auditor-Controller

AR Aging Reconciled to GL Query AR Payment Query

- Run the AR Payment Query
 - Do pivot table on payment query by
 - Account
 - JV ID
 - Item ID (AR Invoice #)
- Compare AR Payment Query pivot table Total to the AR Transaction Query Payment Total
 - AR transaction query total includes Entry Codes:
 - OA (On Account)
 - PMT (Payment)



26

County of Riverside ■ Office of the Auditor-Controller

Comparison of AR Trans and AR Payments Query by Invoice #

Item ID	AR Trans			AR Payments			Variance
	OA	PMT	Total AR Trans	101100	112100	Total GL	
HS0000001972		(8,526.44)	(8,526.44)	(8,526.44)	(8,526.44)	(17,052.88)	8,526.44
HS0000001957		(1,599.00)	(1,599.00)	(1,599.00)	(1,599.00)	(3,198.00)	1,599.00
HS0000001954		(832.00)	(832.00)	(832.00)	(832.00)	(1,664.00)	832.00
HS0000001968		(795.50)	(795.50)	(795.50)	(795.50)	(1,591.00)	795.50
HS0000001970		(602.00)	(602.00)	(602.00)	(602.00)	(1,204.00)	602.00
HS0000001956		(351.00)	(351.00)	(351.00)	(351.00)	(702.00)	351.00
HS0000002017		(176.00)	(176.00)		(352.00)	(352.00)	176.00
HS0000001965		(152.00)	(152.00)	(152.00)	(152.00)	(304.00)	152.00
HS0000001958		(150.00)	(150.00)	(150.00)	(150.00)	(300.00)	150.00
HS0000001960		(150.00)	(150.00)	(150.00)	(150.00)	(300.00)	150.00
HS0000002025		(144.00)	(144.00)		(288.00)	(288.00)	144.00
OA-5		140.00	140.00			-	140.00
HS0000001964		(120.00)	(120.00)	(120.00)	(120.00)	(240.00)	120.00
HS0000001943		(100.00)	(100.00)		(200.00)	(200.00)	100.00
HS0000001959		(100.00)	(100.00)	(100.00)	(100.00)	(200.00)	100.00
HS0000001962		(80.00)	(80.00)	(80.00)	(80.00)	(160.00)	80.00
HS0000000380		(18.00)	(18.00)		(36.00)	(36.00)	18.00
HS0000001963		(15.00)	(15.00)	(15.00)	(15.00)	(30.00)	15.00
Grand Total	(31,325.05)	(5,644,468.90)	(5,675,793.95)	(13,457.94)	(4,398,714.22)	(5,689,844.89)	14,050.94

County of Riverside ■ Office of the Auditor-Controller

**AR Aging Reconciled to GL Query
Compare AR Payment Query to GL Query**

- Once you have balanced the AR Payment Query to the AR Transaction Query, compare the AR Payment Query to the GL Query by JV ID.
- Do another pivot table on the AR Payment Query by JV ID.
- Do a pivot table on the GL Query by source code ARP and ARD (some ARDs do not apply to invoices) by JV ID.
- Compare the two pivot tables as described earlier side by side and identify the differences.



County of Riverside ■ Office of the Auditor-Controller

Comparison of AR Payment Query to GL Detail Query by Journal ID

Journal ID	AR Payment Query	ARD - GL Detail	ARP - GL Detail	Grand Total	Payment Variance
AR00540732				-	-
AR00541306				-	-
AR00549149				-	-
AR00549151				-	-
AR00549152				-	-
AR00549153				-	-
AR00550435		(95,557.81)		(95,557.81)	95,557.81
AR00550897				-	-
Grand Total	(5,689,844.89)	(95,557.81)	(6,779,242.27)	(6,874,800.08)	95,557.81

County of Riverside ■ Office of the Auditor-Controller

AR Aging Reconciled to GL Query Compare AR Payment Query to GL Query

- In the example we identified an ARD payment that did not go against any AR invoices.
- Other reconciling items to the GL may included
 - AR payments booked to revenue accounts instead of an AR account.
 - Payments that were debits in GL and not credits nor did they apply to any invoices.
 - Differences between payment and invoice amounts.
- All these reconciling items will need to be researched in detail in the AR module or GL module to determine how to correct it.



30

County of Riverside ■ Office of the Auditor-Controller

AR Aging Reconciled to GL Query AR Billing Query

- Run the AR Billing Query
 - Do pivot table on billing query by
 - Account
 - JV ID
 - Item ID (AR Invoice #)
- Compare AR Billing Query pivot table Total to the AR Transaction Query Payment Total
 - AR transaction query total includes Entry Codes:
 - CR (Credit Memos)
 - IN (Invoices)



31

County of Riverside ■ Office of the Auditor-Controller

Comparison of AR Trans and AR Billing Query by Invoice

Invoice	AR Trans			AR Billing Query						Variance	
	CR	IN	Grand Total	110100	112100	112600	118301	118401	118501		Grand Total
HS0000001781	(14,578.74)		(14,578.74)		(9,133.25)					(9,133.25)	(5,445.49)
HS0000001827		14,198.12	14,198.12		9,133.25					9,133.25	5,064.87
HS0000001651		14,266.86	14,266.86		9,133.25					9,133.25	5,133.61
HS0000001694		14,327.37	14,327.37		9,133.25					9,133.25	5,194.12
HS0000001780		14,374.74	14,374.74		9,133.25					9,133.25	5,241.49
HS0000001797		14,482.79	14,482.79		9,133.25					9,133.25	5,349.54
HS0000001892		14,529.36	14,529.36		9,133.25					9,133.25	5,396.11
HS0000000515		5,410.00	5,410.00							-	5,410.00
HS0000001779		14,578.74	14,578.74		9,133.25					9,133.25	5,445.49
HS0000001848		14,606.39	14,606.39		9,133.25					9,133.25	5,473.14
HS0000001741		14,737.26	14,737.26		9,133.25					9,133.25	5,604.01
HS0000001909		14,779.71	14,779.71		9,133.25					9,133.25	5,646.46
HS0000001843		14,879.70	14,879.70		9,133.25					9,133.25	5,746.45
HS0000001702		15,245.66	15,245.66		9,133.25					9,133.25	6,112.41
HS0000000512		6,458.20	6,458.20							-	6,458.20
HS0000000511		6,541.95	6,541.95							-	6,541.95
HS0000001359		13,242.31	13,242.31		4,621.54					4,621.54	8,620.77
HS0000000516		12,637.00	12,637.00							-	12,637.00
Grand Total	(589,637.52)	8,396,997.31	7,807,359.79	564.00	4,582,037.71	2,661.29	231,186.00	502,225.29	2,359,899.52	7,678,573.81	128,785.98

County of Riverside ■ Office of the Auditor-Controller

AR Aging Reconciled to GL Query AR Billing Query

- Compare the AR Billing Query to the GL Detail
 - Source code BIB in the GL
- Differences may be items that had not posted to the GL as yet.
- You would follow same procedures lining up the BIB transactions by JV ID and the GL detail for BIB by JV ID, same as you did for AR payments.



33

County of Riverside ■ Office of the Auditor-Controller

AR Billing vs GL Detail by Journal ID

Journal ID	GL Detail	AR Billing						Grand Total	Variance
	BIB	110100	112100	112600	118301	118401	118501		
B100606501	(1,155,423.46)							-	(1,155,423.46)
B100553682	(514,556.00)							-	(514,556.00)
B100653155	(4,771.70)							-	(4,771.70)
B100616931	(4,485.10)							-	(4,485.10)
B100656878	(3,607.94)							-	(3,607.94)
B100636127				2,661.29				2,661.29	(2,661.29)
B100656001	(2,009.10)							-	(2,009.10)
B100386248	71,654.00							-	71,654.00
B100358163	81,264.00							-	81,264.00
B100371256	97,934.00							-	97,934.00
B100358164	141,415.00							-	141,415.00
B100339795	144,200.00							-	144,200.00
B100350545	159,850.00							-	159,850.00
B100371257	175,831.40							-	175,831.40
B100350544	176,609.60							-	176,609.60
B100339796	188,338.80							-	188,338.80
B100344252	222,862.80							-	222,862.80
B100386246	249,832.40							-	249,832.40
B100386243	276,174.00							-	276,174.00
B100386250	291,362.50							-	291,362.50
B100353210	300,295.10							-	300,295.10
B100363850	321,715.50							-	321,715.50
B100347369	528,463.51							-	528,463.51
Grand Total	9,443,211.98	564.00	4,582,037.71	2,661.29	231,186.00	502,225.29	2,359,899.52	7,678,573.81	1,764,638.17

County of Riverside ■ Office of the Auditor-Controller

AR Aging Reconciled to GL Query AR Write Offs and Maintenance

- Compare the AR Maintenance Query to the GL Detail by JV ID
 - Source code ARM in the GL
 - MC, WO, WOC in AR Maintenance Query
- You would follow same procedures comparing the ARM transactions by JV ID from GL to for MC, WO, WOC transactions by JV ID from AR Maintenance query.
- Same steps as previous that are done for AR payments or billing.



35

County of Riverside ■ Office of the Auditor-Controller

AR Maintenance Query vs AR Trans by Invoice

Item ID	AR Maint Query	MC - AR Trans	WO - AR Trans	WOC - AR Trans	Grand Total	Maint Variance
HS0000002175	-	6,086.35			6,086.35	(6,086.35)
HS0000002177	-	5,930.10			5,930.10	(5,930.10)
HS0000001781	9,133.25	14,578.74			14,578.74	(5,445.49)
HS0000001993	-	(10,981.40)			(10,981.40)	10,981.40
HS0000001924	-	(11,022.35)			(11,022.35)	11,022.35
HS0000001991	-	(13,466.73)			(13,466.73)	13,466.73
HS0000002120	-	(14,682.87)			(14,682.87)	14,682.87
HS0000001984	-	(15,649.10)			(15,649.10)	15,649.10
HS0000001985	-	(15,964.33)			(15,964.33)	15,964.33
HS0000002227	-	(16,971.32)			(16,971.32)	16,971.32
HS0000002008	-	(18,675.49)			(18,675.49)	18,675.49
HS0000002086	-	(18,675.49)			(18,675.49)	18,675.49
HS0000001828	-	(30,622.31)			(30,622.31)	30,622.31
Grand Total	19,084.48	187.90	(7,040.46)	5,038.59	(1,813.97)	20,898.45

County of Riverside ■ Office of the Auditor-Controller

AR Maint Query vs GL Detail by Journal ID

Journal ID	AR Maint Query	ARM - GL Detail	Variance
AR00549151		1,488.50	(1,488.50)
AR00418120		1,332.00	(1,332.00)
AR00389498		736.00	(736.00)
AR00603400		719.50	(719.50)
AR00555320		146.00	(146.00)
	(18.00)		(18.00)
AR00540732		(10,742.50)	10,742.50
AR00549153		(23,658.00)	23,658.00
AR00539549		(25,208.50)	25,208.50
AR00384013		(30,477.00)	30,477.00
AR00384929		(31,373.50)	31,373.50
AR00384335		(50,452.00)	50,452.00
AR00384827		(55,559.50)	55,559.50
AR00385110		(59,080.50)	59,080.50
AR00384616		(92,771.50)	92,771.50
Grand Total	19,084.48	(392,391.12)	411,475.60

County of Riverside ■ Office of the Auditor-Controller

Summarize Reconciling Items

GL Detail Query		AR Trans Detail Query		Module Queries		Variance		
Source	Total	Entry Type	Total	Source	Total	Source	GL vs AR Trans	GL vs Modules
		CR	(589,637.52)					
BIB	9,443,211.98	IN	8,396,997.31					
Billings	9,443,211.98	Billings	7,807,671.79	Billings	7,807,671.79	Billings	1,635,852.19	1,635,540.19
ARD	(95,557.81)	OA	(31,325.85)					
ARP	(6,779,242.27)	PMT	(5,644,468.90)					
Payments	(6,874,800.08)	Payments	(5,675,793.95)	Payments	(5,689,844.89)	Payments	(1,199,006.13)	(1,184,955.19)
		WO	(7,040.46)					
		WOC	5,038.59					
ARM	(392,391.12)	MC	187.90					
Maintenace	(392,391.12)	Maintenance	(1,813.97)	Maintenance	19,084.48	Maintenance	(390,577.15)	(411,475.60)
ONL	276,255.38							
CJ	(2,871.18)							
YE	0.00							
Non AR Source Codes	273,384.20	Non AR Source Codes	-	Non AR Source Codes	-	Non AR Source Codes	273,384.20	273,384.20
Grand Total	2,449,404.98		2,129,751.87		2,136,911.38		319,653.11	312,493.60

REVIEW

- Reconcile AR Transaction to AR Aging
 - Reconcile AR Payments Query to AR Trans Query
 - Reconcile AR Billing Query to AR Trans Query
 - Reconcile AR Maintenance Query to AR Trans Query
- Reconcile AR Transactions to GL Query
 - Reconcile AR Payments to GL Query Source ARP
 - Reconcile AR Bilings to GL Query Source BIB
 - Reconcile AR Maintenance to GL Query Source ARM



The End

